



P-3 VOLLEYBALL • Match players ranking

2009 FIVB Girls' Youth World Championship
Pool C




Match: 8 **Date:** 03.07.2009 **Spectators:** 700
City: Nakhonratchasima
Hall: Chalermphrakiat Gym 2
Match duration: **Start:** 18:30 **End:** 19:44 **Total:** 1:14

Teams	Sets	1	2	3	4	5	Total
SVK	0	23	13	18			54
BRA	3	25	25	25			75
Set duration		0:26	0:19	0:23			1:08




SVK • Slovakia



Spike

Succ. %
Limit: 15.00%

Rk	No	Name	Spikes	Faults	Shots	Total Attempts	Note
1	12	RADOSOVA Nikola	10	3	19	32	31.25
2	5	PALGUTOVA Karin	2	2	14	18	11.11
-	11	HERELOVA Nina	6	3	4	13	
-	13	KRISKOVA Romana	1	2	9	12	
-	6	KUBALIAKOVA Radka	1	1	8	10	
-	1	ABRHAMOVA Michaela	5	-	2	7	
-	10	KOSOVA Simona	4	1	2	7	
-	8	SMATANIKOVA Jaroslava	1	1	1	3	
-	4	DROBNAKOVA Dominika	1	-	-	1	
-	15	NIKMONOVA Lucia	-	-	1	1	
-	2	LUKACOVA Simona	-	-	-	-	
-	7	CRKONOVA Tatiana	-	-	-	-	
Others			-	-	-	-	
Total Team			31	13	60	104	29.81



Block

Avg. by set

Rk	No	Name	Kill Blocks	Faults	Rebounds	Total Attempts	Note
1	12	RADOSOVA Nikola	3	1	1	5	1.00
2	13	KRISKOVA Romana	1	-	1	2	0.33
2	10	KOSOVA Simona	1	1	4	6	0.33
2	11	HERELOVA Nina	1	1	4	6	0.33
2	5	PALGUTOVA Karin	1	1	-	2	0.33
-	1	ABRHAMOVA Michaela	-	-	2	2	
-	4	DROBNAKOVA Dominika	-	-	-	-	
-	6	KUBALIAKOVA Radka	-	-	2	2	
-	7	CRKONOVA Tatiana	-	-	-	-	
-	15	NIKMONOVA Lucia	-	-	-	-	
-	2	LUKACOVA Simona	-	1	1	2	
-	8	SMATANIKOVA Jaroslava	-	1	1	2	
Others			-	-	-	-	
Total Team			7	6	16	29	2.33





P-3 VOLLEYBALL • Match players ranking

2009 FIVB Girls' Youth World Championship
Pool C




Match: 8 **Date:** 03.07.2009 **Spectators:** 700
City: Nakhonratchasima
Hall: Chalermphrakiat Gym 2
Match duration: **Start:** 18:30 **End:** 19:44 **Total:** 1:14

Teams	Sets	1	2	3	4	5	Total
SVK	0	23	13	18			54
BRA	3	25	25	25			75
Set duration		0:26	0:19	0:23			1:08



SVK • Slovakia



Serve

Avg. by set

Rk	No	Name	Aces	Faults	Serve Hits	Total Attempts	Note
1	1	ABRHAMOVA Michaela	1	-	2	3	0.33
1	10	KOSOVA Simona	1	1	3	5	0.33
1	11	HERELOVA Nina	1	2	7	10	0.33
-	2	LUKACOVA Simona	-	-	2	2	
-	4	DROBNAKOVA Dominika	-	-	1	1	
-	6	KUBALIAKOVA Radka	-	-	4	4	
-	7	CRKONOVA Tatiana	-	-	-	-	
-	13	KRISKOVA Romana	-	-	10	10	
-	15	NIKMONOVA Lucia	-	-	-	-	
-	8	SMATANIKOVA Jaroslava	-	1	7	8	
-	12	RADOSOVA Nikola	-	1	7	8	
-	5	PALGUTOVA Karin	-	2	3	5	
Others			-	-	-	-	
Total Team			3	7	46	56	1.00

Team

Opponent errors & Team faults	13	-		13	
-------------------------------	----	---	--	----	--



Dig

Avg. by set

Rk	No	Name	Digs	Faults	Receptions	Total Attempts	Note
1	12	RADOSOVA Nikola	3	7	6	16	1.00
1	15	NIKMONOVA Lucia	3	15	10	28	1.00
3	6	KUBALIAKOVA Radka	1	-	2	3	0.33
3	11	HERELOVA Nina	1	-	3	4	0.33
3	13	KRISKOVA Romana	1	4	5	10	0.33
-	1	ABRHAMOVA Michaela	-	-	1	1	
-	4	DROBNAKOVA Dominika	-	-	-	-	
-	7	CRKONOVA Tatiana	-	-	-	-	
-	8	SMATANIKOVA Jaroslava	-	5	4	9	
-	5	PALGUTOVA Karin	-	5	3	8	
-	2	LUKACOVA Simona	-	2	1	3	
-	10	KOSOVA Simona	-	1	-	1	
Others			-	-	-	-	
Total Team			9	39	35	83	3.00





P-3 VOLLEYBALL • Match players ranking

2009 FIVB Girls' Youth World Championship
Pool C



Match: 8 **Date:** 03.07.2009 **Spectators:** 700
City: Nakhonratchasima
Hall: Chalermphrakiat Gym 2
Match duration: **Start:** 18:30 **End:** 19:44 **Total:** 1:14

Teams	Sets	1	2	3	4	5	Total
SVK	0	23	13	18			54
BRA	3	25	25	25			75
Set duration		0:26	0:19	0:23			1:08



SVK • Slovakia



Set

Avg. by set

Rk	No	Name	Running Sets	Faults	Still Sets	Total Attempts	Note
1	8	SMATANIKOVA Jaroslava	11	-	54	65	3.67
2	2	LUKACOVA Simona	1	-	10	11	0.33
2	5	PALGUTOVA Karin	1	-	7	8	0.33
-	1	ABRHAMOVA Michaela	-	-	1	1	
-	4	DROBNAKOVA Dominika	-	-	-	-	
-	6	KUBALIAKOVA Radka	-	-	-	-	
-	7	CRKONOVA Tatiana	-	-	-	-	
-	10	KOSOVA Simona	-	-	2	2	
-	11	HERELOVA Nina	-	-	1	1	
-	12	RADOSOVA Nikola	-	-	4	4	
-	13	KRISKOVA Romana	-	-	1	1	
-	15	NIKMONOVA Lucia	-	1	3	4	
Others			-	-	-	-	
Total Team			13	1	83	97	4.33



Reception

Eff. %
Limit: 25.00%

Rk	No	Name	Excellents	Faults	Serve Receptions	Total Attempts	Note
1	15	NIKMONOVA Lucia	4	1	13	18	16.67
-	6	KUBALIAKOVA Radka	1	1	10	12	
-	5	PALGUTOVA Karin	2	1	6	9	
-	1	ABRHAMOVA Michaela	-	-	-	-	
-	2	LUKACOVA Simona	-	-	-	-	
-	7	CRKONOVA Tatiana	-	-	-	-	
-	8	SMATANIKOVA Jaroslava	-	-	-	-	
-	10	KOSOVA Simona	-	-	-	-	
-	11	HERELOVA Nina	-	-	-	-	
-	12	RADOSOVA Nikola	2	4	20	26	
-	4	DROBNAKOVA Dominika	-	1	1	2	
-	13	KRISKOVA Romana	-	1	1	2	
Others			-	-	-	-	
Total Team			9	9	51	69	0.00





P-3 VOLLEYBALL • Match players ranking

2009 FIVB Girls' Youth World Championship
Pool C



Match: 8 **Date:** 03.07.2009 **Spectators:** 700
City: Nakhonratchasima
Hall: Chalermphrakiat Gym 2
Match duration: **Start:** 18:30 **End:** 19:44 **Total:** 1:14

Teams	Sets	1	2	3	4	5	Total
SVK	0	23	13	18			54
BRA	3	25	25	25			75
Set duration		0:26	0:19	0:23			1:08



BRA • Brazil



Spike

Succ. %
Limit: 15.00%

Rk	No	Name	Spikes	Faults	Shots	Total Attempts	Note
1	2	Tiele Martins Paulino Sthefanie	12	2	9	23	52.17
2	10	Rodrigues de Almeida Samara	8	3	11	22	36.36
3	6	Azedo de Freitas Carolina	5	2	11	18	27.78
-	3	Jacintho Francyne Aparecida	6	-	6	12	
-	9	Silva Correa Ana Beatriz	4	2	4	10	
-	1	Maggioni Rosane	3	-	4	7	
-	12	Guimarães de Souza Gabriela	-	-	1	1	
-	7	Kraisch Eduarda	-	-	-	-	
-	8	da Silveira Paquiardi Isabela	-	-	-	-	
-	11	Oliveira Heldes Priscila	-	-	-	-	
-	13	Ferreira de Almeida Alcides Sâmara	-	-	-	-	
-	15	Ferreira Santos Carla	-	-	-	-	
Others			-	-	-	-	
Total Team			38	9	46	93	40.86



Block

Avg. by set

Rk	No	Name	Kill Blocks	Faults	Rebounds	Total Attempts	Note
1	9	Silva Correa Ana Beatriz	5	2	5	12	1.67
2	3	Jacintho Francyne Aparecida	3	1	5	9	1.00
3	1	Maggioni Rosane	2	-	4	6	0.67
-	2	Tiele Martins Paulino Sthefanie	-	-	1	1	
-	7	Kraisch Eduarda	-	-	-	-	
-	8	da Silveira Paquiardi Isabela	-	-	-	-	
-	11	Oliveira Heldes Priscila	-	-	-	-	
-	12	Guimarães de Souza Gabriela	-	-	-	-	
-	13	Ferreira de Almeida Alcides Sâmara	-	-	-	-	
-	15	Ferreira Santos Carla	-	-	-	-	
-	10	Rodrigues de Almeida Samara	-	1	4	5	
-	6	Azedo de Freitas Carolina	-	1	3	4	
Others			-	-	-	-	
Total Team			10	5	22	37	3.33





P-3 VOLLEYBALL • Match players ranking

2009 FIVB Girls' Youth World Championship
Pool C




Match: 8 **Date:** 03.07.2009 **Spectators:** 700
City: Nakhonratchasima
Hall: Chalermphrakiat Gym 2
Match duration: **Start:** 18:30 **End:** 19:44 **Total:** 1:14

Teams	Sets	1	2	3	4	5	Total
SVK	0	23	13	18			54
BRA	3	25	25	25			75
Set duration		0:26	0:19	0:23			1:08



BRA • Brazil



Serve

Avg. by set

Rk	No	Name	Aces	Faults	Serve Hits	Total Attempts	Note
1	9	Silva Correa Ana Beatriz	3	-	12	15	1.00
1	10	Rodrigues de Almeida Samara	3	1	10	14	1.00
3	6	Azedo de Freitas Carolina	2	-	8	10	0.67
4	2	Tiele Martins Paulino Sthefanie	1	1	11	13	0.33
-	3	Jacintho Francyne Aparecida	-	-	9	9	
-	7	Kraisch Eduarda	-	-	-	-	
-	11	Oliveira Heldes Priscila	-	-	-	-	
-	12	Guimarães de Souza Gabriela	-	-	-	-	
-	13	Ferreira de Almeida Alcides Sâmera	-	-	-	-	
-	15	Ferreira Santos Carla	-	-	-	-	
-	1	Maggioni Rosane	-	1	5	6	
-	8	da Silveira Paquiardi Isabela	-	1	5	6	
Others			-	-	-	-	
Total Team			9	4	60	73	3.00

Team

Opponent errors & Team faults	18	-		18	
-------------------------------	----	---	--	----	--



Dig

Avg. by set

Rk	No	Name	Digs	Faults	Receptions	Total Attempts	Note
1	12	Guimarães de Souza Gabriela	5	7	6	18	1.67
2	10	Rodrigues de Almeida Samara	3	3	8	14	1.00
3	6	Azedo de Freitas Carolina	2	3	8	13	0.67
4	2	Tiele Martins Paulino Sthefanie	1	7	2	10	0.33
-	7	Kraisch Eduarda	-	-	-	-	
-	8	da Silveira Paquiardi Isabela	-	-	2	2	
-	11	Oliveira Heldes Priscila	-	-	-	-	
-	13	Ferreira de Almeida Alcides Sâmera	-	-	-	-	
-	15	Ferreira Santos Carla	-	-	-	-	
-	9	Silva Correa Ana Beatriz	-	2	4	6	
-	1	Maggioni Rosane	-	5	4	9	
-	3	Jacintho Francyne Aparecida	-	4	3	7	
Others			-	-	-	-	
Total Team			11	31	37	79	3.67





P-3 VOLLEYBALL • Match players ranking

2009 FIVB Girls' Youth World Championship
Pool C



Match: 8 **Date:** 03.07.2009 **Spectators:** 700
City: Nakhonratchasima
Hall: Chalermphrakiat Gym 2
Match duration: **Start:** 18:30 **End:** 19:44 **Total:** 1:14

Teams	Sets	1	2	3	4	5	Total
SVK	0	23	13	18			54
BRA	3	25	25	25			75
Set duration		0:26	0:19	0:23			1:08




BRA • Brazil



Set

Avg. by set

Rk	No	Name	Running Sets	Faults	Still Sets	Total Attempts	Note
1	1	Maggioni Rosane	15	1	55	71	5.00
-	2	Tiele Martins Paulino Sthefanie	-	-	1	1	
-	6	Azedo de Freitas Carolina	-	-	-	-	
-	7	Kraisch Eduarda	-	-	-	-	
-	8	da Silveira Paquiardi Isabela	-	-	1	1	
-	9	Silva Correa Ana Beatriz	-	-	1	1	
-	10	Rodrigues de Almeida Samara	-	-	-	-	
-	11	Oliveira Heldes Priscila	-	-	-	-	
-	12	Guimarães de Souza Gabriela	-	-	3	3	
-	13	Ferreira de Almeida Alcides Sâmera	-	-	-	-	
-	15	Ferreira Santos Carla	-	-	-	-	
-	3	Jacintho Francyne Aparecida	-	1	6	7	
Others			-	-	-	-	
Total Team			15	2	67	84	5.00



Reception

Eff. %
Limit: 25.00%

Rk	No	Name	Excellents	Faults	Serve Receptions	Total Attempts	Note
1	12	Guimarães de Souza Gabriela	3	-	13	16	18.75
2	10	Rodrigues de Almeida Samara	4	2	21	27	7.41
-	1	Maggioni Rosane	-	-	-	-	
-	2	Tiele Martins Paulino Sthefanie	-	-	-	-	
-	3	Jacintho Francyne Aparecida	-	-	-	-	
-	7	Kraisch Eduarda	-	-	-	-	
-	8	da Silveira Paquiardi Isabela	-	-	-	-	
-	9	Silva Correa Ana Beatriz	-	-	-	-	
-	11	Oliveira Heldes Priscila	-	-	-	-	
-	13	Ferreira de Almeida Alcides Sâmera	-	-	-	-	
-	15	Ferreira Santos Carla	-	-	-	-	
-	6	Azedo de Freitas Carolina	-	1	5	6	
Others			-	-	-	-	
Total Team			7	3	39	49	8.16

