



# P-3 VOLLEYBALL • Match players ranking

## 2007 FIVB 10th Girls' Youth World Championship

### Pool F - Round 2 / Places 1-8




**Match:** 31 **Date:** 05.08.2007 **Spectators:** 500  
**City:** Tijuana  
**Hall:** Gimnasio de Usos Múltiples  
**Match duration:** **Start:** 14:00 **End:** 15:49 **Total:** 1:49

Teams	Sets	1	2	3	4	5	Total
<b>BEL</b>	<b>1</b>	25	14	19	25		83
<b>RUS</b>	<b>3</b>	14	25	25	27		91
<b>Set duration</b>		0:20	0:22	0:25	0:33		1:40




## BEL • Belgium



**Spike**

Succ. %  
Limit: 15.00%


Rk	No	Name	Spikes	Faults	Shots	Total Attempts	Note
1	7	DE VALKENEER Lise	15	4	6	25	60.00
2	12	WITTOCK Jolien	21	9	30	60	35.00
-	10	VAN HECKE Lise	6	3	5	14	
-	3	AELBRECHT Freya	3	1	6	10	
-	13	LEMEY Adeline	1	-	6	7	
-	16	CATRY Maud	3	-	2	5	
-	2	DE LEEUW Yana	1	1	1	3	
-	1	BIEBAUW Jasmien	-	-	1	1	
-	5	COURTOIS Valerie	-	-	-	-	
-	6	DE MIDDELEER Freja	-	-	-	-	
-	8	DE SMET Marlies	-	-	-	-	
-	11	SOBOLSKA Dominika	-	-	-	-	
<b>Others</b>			-	-	-	-	
<b>Total Team</b>			50	18	57	125	40.00



**Block**

Avg. by set

Rk	No	Name	Kill Blocks	Faults	Rebounds	Total Attempts	Note
1	3	AELBRECHT Freya	3	3	8	14	0.75
2	1	BIEBAUW Jasmien	2	2	4	8	0.50
3	7	DE VALKENEER Lise	1	-	5	6	0.25
-	2	DE LEEUW Yana	-	-	2	2	
-	5	COURTOIS Valerie	-	-	-	-	
-	6	DE MIDDELEER Freja	-	-	-	-	
-	8	DE SMET Marlies	-	-	-	-	
-	11	SOBOLSKA Dominika	-	-	-	-	
-	13	LEMEY Adeline	-	1	3	4	
-	16	CATRY Maud	-	1	3	4	
-	12	WITTOCK Jolien	-	2	2	4	
-	10	VAN HECKE Lise	-	2	1	3	
<b>Others</b>			-	-	-	-	
<b>Total Team</b>			6	11	28	45	1.50



**Serve**

Avg. by set

Rk	No	Name	Aces	Faults	Serve Hits	Total Attempts	Note
1	3	AELBRECHT Freya	2	-	13	15	0.50
2	1	BIEBAUW Jasmien	1	-	12	13	0.25
2	16	CATRY Maud	1	-	14	15	0.25
2	7	DE VALKENEER Lise	1	3	8	12	0.25
-	2	DE LEEUW Yana	-	-	6	6	
-	5	COURTOIS Valerie	-	-	-	-	
-	6	DE MIDDELEER Freja	-	-	1	1	
-	8	DE SMET Marlies	-	-	-	-	
-	11	SOBOLSKA Dominika	-	-	-	-	
-	12	WITTOCK Jolien	-	-	13	13	
-	13	LEMEY Adeline	-	-	4	4	
-	10	VAN HECKE Lise	-	1	4	5	
<b>Others</b>			-	-	-	-	
<b>Total Team</b>			5	4	75	84	1.25

Team	Opponent errors & Team faults				
		22	-		22





# P-3 VOLLEYBALL • Match players ranking

2007 FIVB 10th Girls' Youth World Championship  
Pool F - Round 2 / Places 1-8




**Match:** 31 **Date:** 05.08.2007 **Spectators:** 500  
**City:** Tijuana  
**Hall:** Gimnasio de Usos Múltiples  
**Match duration:** **Start:** 14:00 **End:** 15:49 **Total:** 1:49

Teams	Sets	1	2	3	4	5	Total
<b>BEL</b>	<b>1</b>	25	14	19	25		83
<b>RUS</b>	<b>3</b>	14	25	25	27		91
<b>Set duration</b>		0:20	0:22	0:25	0:33		1:40

## BEL • Belgium


Rk	No	Name	Digs	Faults	Receptions	Total Attempts	Note
1	7	DE VALKENEER Lise	4	7	6	17	1.00
1	5	COURTOIS Valerie	4	10	8	22	1.00
1	12	WITTOCK Jolien	4	13	9	26	1.00
4	10	VAN HECKE Lise	2	1	3	6	0.50
4	16	CATRY Maud	2	2	6	10	0.50
6	1	BIEBAUW Jasmien	1	6	5	12	0.25
-	6	DE MIDDELEER Freja	-	-	-	-	
-	8	DE SMET Marlies	-	-	-	-	
-	11	SOBOLSKA Dominika	-	-	-	-	
-	3	AELBRECHT Freya	-	1	3	4	
-	13	LEMEY Adeline	-	2	3	5	
-	2	DE LEEUW Yana	-	6	4	10	
<b>Others</b>			-	-	-	-	
<b>Total Team</b>			17	48	47	112	4.25



**Dig**

Avg. by set


Rk	No	Name	Running Sets	Faults	Still Sets	Total Attempts	Note
1	1	BIEBAUW Jasmien	36	-	25	61	9.00
2	2	DE LEEUW Yana	16	-	20	36	4.00
3	5	COURTOIS Valerie	1	-	8	9	0.25
-	3	AELBRECHT Freya	-	-	5	5	
-	6	DE MIDDELEER Freja	-	-	-	-	
-	8	DE SMET Marlies	-	-	-	-	
-	10	VAN HECKE Lise	-	-	-	-	
-	11	SOBOLSKA Dominika	-	-	-	-	
-	12	WITTOCK Jolien	-	-	3	3	
-	13	LEMEY Adeline	-	-	-	-	
-	7	DE VALKENEER Lise	-	1	2	3	
-	16	CATRY Maud	-	1	2	3	
<b>Others</b>			-	-	-	-	
<b>Total Team</b>			53	2	65	120	13.25



**Set**

Avg. by set

Rk	No	Name	Excellents	Faults	Serve Receptions	Total Attempts	Note
1	5	COURTOIS Valerie	11	2	12	25	36.00
2	7	DE VALKENEER Lise	5	1	28	34	11.76
-	10	VAN HECKE Lise	3	1	4	8	
-	16	CATRY Maud	2	-	3	5	
-	1	BIEBAUW Jasmien	-	-	1	1	
-	2	DE LEEUW Yana	-	-	-	-	
-	3	AELBRECHT Freya	-	-	-	-	
-	6	DE MIDDELEER Freja	-	-	-	-	
-	8	DE SMET Marlies	-	-	-	-	
-	11	SOBOLSKA Dominika	-	-	-	-	
-	12	WITTOCK Jolien	-	-	-	-	
-	13	LEMEY Adeline	-	3	3	6	
<b>Others</b>			-	1	-	1	
<b>Total Team</b>			21	8	51	80	16.25



**Reception**

Eff. %  
Limit: 25.00%





# P-3 VOLLEYBALL • Match players ranking

2007 FIVB 10th Girls' Youth World Championship  
Pool F - Round 2 / Places 1-8

FIVB  
www.fivb.org

Match: 31 Date: 05.08.2007 Spectators: 500  
City: Tijuana  
Hall: Gimnasio de Usos Múltiples  
Match duration: Start: 14:00 End: 15:49 Total: 1:49

Teams	Sets	1	2	3	4	5	Total
BEL	1	25	14	19	25		83
RUS	3	14	25	25	27		91
Set duration		0:20	0:22	0:25	0:33		1:40



## RUS • Russia



**Spike**

Succ. %  
Limit: 15.00%

Rk	No	Name	Spikes	Faults	Shots	Total Attempts	Note
1	11	SMIRNOVA Irina	18	1	18	37	48.65
2	9	NAUMOVA Ksenia	8	3	11	22	36.36
3	8	KISELEVA Anna	10	3	16	29	34.48
-	1	EFIMOVA Olga	5	-	11	16	
-	10	KONOVALOVA Anastasia	4	2	3	9	
-	2	BOGACHEVA Ekaterina	3	-	5	8	
-	18	CHERVOVA Viktoriya	-	-	1	1	
-	3	PANKOVA Ekaterina	-	-	-	-	
-	4	CHIKRIZOVA Daria	-	-	-	-	
-	5	KRAVCHENKO Ksenia	-	-	-	-	
-	16	SHCHUKINA Tatiana	-	-	-	-	
-	19	KONDRASHKINA Evgenia	-	-	-	-	
Others			-	-	-	-	
<b>Total Team</b>			48	9	65	122	39.34



**Block**

Avg. by set

Rk	No	Name	Kill Blocks	Faults	Rebounds	Total Attempts	Note
1	2	BOGACHEVA Ekaterina	5	2	7	14	1.25
2	11	SMIRNOVA Irina	4	4	5	13	1.00
3	9	NAUMOVA Ksenia	2	2	6	10	0.50
4	1	EFIMOVA Olga	1	3	4	8	0.25
-	3	PANKOVA Ekaterina	-	-	-	-	
-	4	CHIKRIZOVA Daria	-	-	-	-	
-	5	KRAVCHENKO Ksenia	-	-	-	-	
-	16	SHCHUKINA Tatiana	-	-	-	-	
-	18	CHERVOVA Viktoriya	-	-	1	1	
-	19	KONDRASHKINA Evgenia	-	-	-	-	
-	10	KONOVALOVA Anastasia	-	1	2	3	
-	8	KISELEVA Anna	-	3	1	4	
Others			-	-	-	-	
<b>Total Team</b>			12	15	26	53	3.00



**Serve**

Avg. by set

Rk	No	Name	Aces	Faults	Serve Hits	Total Attempts	Note
1	11	SMIRNOVA Irina	3	1	13	17	0.75
2	8	KISELEVA Anna	2	1	12	15	0.50
3	10	KONOVALOVA Anastasia	1	1	18	20	0.25
3	1	EFIMOVA Olga	1	4	9	14	0.25
-	3	PANKOVA Ekaterina	-	-	-	-	
-	4	CHIKRIZOVA Daria	-	-	-	-	
-	5	KRAVCHENKO Ksenia	-	-	-	-	
-	9	NAUMOVA Ksenia	-	-	10	10	
-	16	SHCHUKINA Tatiana	-	-	-	-	
-	18	CHERVOVA Viktoriya	-	-	2	2	
-	19	KONDRASHKINA Evgenia	-	-	-	-	
-	2	BOGACHEVA Ekaterina	-	3	9	12	
Others			-	-	-	-	
<b>Total Team</b>			7	10	73	90	1.75

Team	Opponent errors & Team faults	24	-	24





# P-3 VOLLEYBALL • Match players ranking

2007 FIVB 10th Girls' Youth World Championship  
Pool F - Round 2 / Places 1-8


FIVB  
www.fivb.org

Match: 31 Date: 05.08.2007 Spectators: 500  
City: Tijuana  
Hall: Gimnasio de Usos Múltiples  
Match duration: Start: 14:00 End: 15:49 Total: 1:49

Teams	Sets	1	2	3	4	5	Total
BEL	1	25	14	19	25		83
RUS	3	14	25	25	27		91
Set duration		0:20	0:22	0:25	0:33		1:40




## RUS • Russia



Rk	No	Name	Digs	Faults	Receptions	Total Attempts	Note
1	4	CHIKRIZOVA Daria	8	9	9	26	2.00
2	3	PANKOVA Ekaterina	3	-	2	5	0.75
3	11	SMIRNOVA Irina	2	11	9	22	0.50
4	2	BOGACHEVA Ekaterina	1	2	3	6	0.25
4	1	EFIMOVA Olga	1	7	10	18	0.25
4	8	KISELEVA Anna	1	5	1	7	0.25
-	5	KRAVCHENKO Ksenia	-	-	-	-	
-	16	SHCHUKINA Tatiana	-	-	-	-	
-	18	CHERVOVA Viktoriya	-	-	-	-	
-	19	KONDRASHKINA Evgenia	-	-	-	-	
-	9	NAUMOVA Ksenia	-	3	4	7	
-	10	KONOVALOVA Anastasia	-	4	5	9	
Others			-	-	-	-	
Total Team			16	41	43	100	4.00



Rk	No	Name	Running Sets	Faults	Still Sets	Total Attempts	Note
1	1	EFIMOVA Olga	40	2	46	88	10.00
2	11	SMIRNOVA Irina	1	-	3	4	0.25
-	2	BOGACHEVA Ekaterina	-	-	3	3	
-	3	PANKOVA Ekaterina	-	-	-	-	
-	4	CHIKRIZOVA Daria	-	-	5	5	
-	5	KRAVCHENKO Ksenia	-	-	-	-	
-	9	NAUMOVA Ksenia	-	-	1	1	
-	10	KONOVALOVA Anastasia	-	-	2	2	
-	16	SHCHUKINA Tatiana	-	-	-	-	
-	18	CHERVOVA Viktoriya	-	-	-	-	
-	19	KONDRASHKINA Evgenia	-	-	-	-	
-	8	KISELEVA Anna	-	1	4	5	
Others			-	-	-	-	
Total Team			41	3	64	108	10.25



Rk	No	Name	Excellents	Faults	Serve Receptions	Total Attempts	Note
1	8	KISELEVA Anna	7	-	16	23	30.43
2	9	NAUMOVA Ksenia	3	3	19	25	0.00
-	4	CHIKRIZOVA Daria	10	-	8	18	
-	18	CHERVOVA Viktoriya	1	1	3	5	
-	3	PANKOVA Ekaterina	1	-	3	4	
-	1	EFIMOVA Olga	-	-	1	1	
-	2	BOGACHEVA Ekaterina	-	-	1	1	
-	11	SMIRNOVA Irina	-	-	1	1	
-	19	KONDRASHKINA Evgenia	1	-	-	1	
-	5	KRAVCHENKO Ksenia	-	-	-	-	
-	10	KONOVALOVA Anastasia	-	-	-	-	
-	16	SHCHUKINA Tatiana	-	-	-	-	
Others			-	1	-	1	
Total Team			23	5	52	80	22.50

