



# P-3 VOLLEYBALL • Match players ranking

2007 FIVB 10th Girls' Youth World Championship  
Pool C - Round 1




**Match:** 13 **Date:** 01.08.2007 **Spectators:** 2'500  
**City:** Tijuana  
**Hall:** Gimnasio de Usos Múltiples  
**Match duration:** **Start:** 18:03 **End:** 20:01 **Total:** 1:58

Teams	Sets	1	2	3	4	5	Total
<b>DOM</b>	<b>3</b>	10	25	25	19	15	94
<b>RUS</b>	<b>2</b>	25	21	18	25	13	102
<b>Set duration</b>		0:19	0:24	0:24	0:23	0:16	1:46




## DOM • Dominican Republic



**Spike**

Succ. %  
Limit: 15.00%


Rk	No	Name	Spikes	Faults	Shots	Total Attempts	Note
1	10	RODRIGUEZ Jeoselyna	21	9	21	51	41.18
2	13	CALCANO Yenifer	7	3	12	22	31.82
3	15	EVE MAJIA Lisvel Elisa	7	4	19	30	23.33
-	14	FELIZ FLORIAN Kahoriz	5	2	11	18	
-	5	RODRIGUEZ Marifranchi	6	1	1	8	
-	2	HENRIQUEZ Katherine Andreina	2	1	4	7	
-	7	DOMINGUEZ Camil Inmaculada	-	1	5	6	
-	6	BINET STEPHENS Ana Yorkira	-	1	1	2	
-	1	FERSOLA Marianne	-	-	-	-	
-	9	MARTE FRICA Niverka Dharlenis	-	-	-	-	
-	11	SANTOS BAEZ Elaine	-	-	-	-	
-	12	REYES HINOJOSA Gabriela Alexandra	-	-	-	-	
<b>Others</b>			-	-	-	-	
<b>Total Team</b>			48	22	74	144	33.33



**Block**

Avg. by set

Rk	No	Name	Kill Blocks	Faults	Rebounds	Total Attempts	Note
1	15	EVE MAJIA Lisvel Elisa	4	4	13	21	0.80
2	5	RODRIGUEZ Marifranchi	3	1	10	14	0.60
3	10	RODRIGUEZ Jeoselyna	2	-	7	9	0.40
3	14	FELIZ FLORIAN Kahoriz	2	1	7	10	0.40
5	2	HENRIQUEZ Katherine Andreina	1	-	5	6	0.20
-	1	FERSOLA Marianne	-	-	-	-	
-	6	BINET STEPHENS Ana Yorkira	-	-	-	-	
-	9	MARTE FRICA Niverka Dharlenis	-	-	-	-	
-	11	SANTOS BAEZ Elaine	-	-	-	-	
-	12	REYES HINOJOSA Gabriela Alexandra	-	-	-	-	
-	7	DOMINGUEZ Camil Inmaculada	-	1	3	4	
-	13	CALCANO Yenifer	-	1	1	2	
<b>Others</b>			-	-	-	-	
<b>Total Team</b>			12	8	46	66	2.40



**Serve**

Avg. by set

Rk	No	Name	Aces	Faults	Serve Hits	Total Attempts	Note
1	10	RODRIGUEZ Jeoselyna	6	4	18	28	1.20
2	11	SANTOS BAEZ Elaine	1	-	1	2	0.20
-	1	FERSOLA Marianne	-	-	-	-	
-	2	HENRIQUEZ Katherine Andreina	-	-	16	16	
-	6	BINET STEPHENS Ana Yorkira	-	-	-	-	
-	7	DOMINGUEZ Camil Inmaculada	-	-	4	4	
-	9	MARTE FRICA Niverka Dharlenis	-	-	-	-	
-	5	RODRIGUEZ Marifranchi	-	1	8	9	
-	13	CALCANO Yenifer	-	2	11	13	
-	14	FELIZ FLORIAN Kahoriz	-	2	5	7	
-	12	REYES HINOJOSA Gabriela Alexandra	-	1	2	3	
-	15	EVE MAJIA Lisvel Elisa	-	3	5	8	
<b>Others</b>			-	-	-	-	
<b>Total Team</b>			7	13	70	90	1.40

Team	Opponent errors & Team faults	27	4	31





# P-3 VOLLEYBALL • Match players ranking

2007 FIVB 10th Girls' Youth World Championship  
Pool C - Round 1




**Match:** 13 **Date:** 01.08.2007 **Spectators:** 2'500  
**City:** Tijuana  
**Hall:** Gimnasio de Usos Múltiples  
**Match duration:** **Start:** 18:03 **End:** 20:01 **Total:** 1:58

Teams	Sets	1	2	3	4	5	Total
<b>DOM</b>	<b>3</b>	10	25	25	19	15	94
<b>RUS</b>	<b>2</b>	25	21	18	25	13	102
<b>Set duration</b>		0:19	0:24	0:24	0:23	0:16	1:46



## DOM • Dominican Republic



**Dig**

Avg. by set


Rk	No	Name	Digs	Faults	Receptions	Total Attempts	Note
1	6	BINET STEPHENS Ana Yorkira	6	4	5	15	1.20
1	13	CALCANO Yenifer	6	6	6	18	1.20
3	15	EVE MAJIA Lisvel Elisa	5	6	4	15	1.00
4	14	FELIZ FLORIAN Kahoriz	4	2	4	10	0.80
5	10	RODRIGUEZ Jeoselyna	3	13	4	20	0.60
-	1	FERSOLA Marianne	-	-	-	-	
-	9	MARTE FRICA Niverka Dharlenis	-	-	-	-	
-	11	SANTOS BAEZ Elaine	-	-	-	-	
-	12	REYES HINOJOSA Gabriela Alexandra	-	-	-	-	
-	2	HENRIQUEZ Katherine Andreina	-	4	11	15	
-	5	RODRIGUEZ Marifranchi	-	4	4	8	
-	7	DOMINGUEZ Camil Inmaculada	-	3	3	6	
<b>Others</b>			-	-	-	-	
<b>Total Team</b>			24	42	41	107	4.80



**Set**

Avg. by set

Rk	No	Name	Running Sets	Faults	Still Sets	Total Attempts	Note
1	2	HENRIQUEZ Katherine Andreina	24	2	41	67	4.80
2	7	DOMINGUEZ Camil Inmaculada	9	1	25	35	1.80
-	1	FERSOLA Marianne	-	-	-	-	
-	5	RODRIGUEZ Marifranchi	-	-	7	7	
-	6	BINET STEPHENS Ana Yorkira	-	-	6	6	
-	9	MARTE FRICA Niverka Dharlenis	-	-	-	-	
-	10	RODRIGUEZ Jeoselyna	-	-	1	1	
-	11	SANTOS BAEZ Elaine	-	-	-	-	
-	12	REYES HINOJOSA Gabriela Alexandra	-	-	-	-	
-	14	FELIZ FLORIAN Kahoriz	-	-	2	2	
-	15	EVE MAJIA Lisvel Elisa	-	-	8	8	
-	13	CALCANO Yenifer	-	1	4	5	
<b>Others</b>			-	-	-	-	
<b>Total Team</b>			33	4	94	131	6.60



**Reception**

Eff. %  
Limit: 25.00%

Rk	No	Name	Excellents	Faults	Serve Receptions	Total Attempts	Note
1	6	BINET STEPHENS Ana Yorkira	13	-	11	24	54.17
2	13	CALCANO Yenifer	12	2	12	26	38.46
3	15	EVE MAJIA Lisvel Elisa	8	3	14	25	20.00
-	14	FELIZ FLORIAN Kahoriz	7	1	9	17	
-	1	FERSOLA Marianne	-	-	-	-	
-	2	HENRIQUEZ Katherine Andreina	-	-	-	-	
-	5	RODRIGUEZ Marifranchi	-	-	-	-	
-	7	DOMINGUEZ Camil Inmaculada	-	-	-	-	
-	9	MARTE FRICA Niverka Dharlenis	-	-	-	-	
-	11	SANTOS BAEZ Elaine	-	-	-	-	
-	12	REYES HINOJOSA Gabriela Alexandra	-	-	-	-	
-	10	RODRIGUEZ Jeoselyna	-	1	-	1	
<b>Others</b>			-	-	-	-	
<b>Total Team</b>			40	7	46	93	35.48





# P-3 VOLLEYBALL • Match players ranking

2007 FIVB 10th Girls' Youth World Championship  
Pool C - Round 1




**Match:** 13 **Date:** 01.08.2007 **Spectators:** 2'500  
**City:** Tijuana  
**Hall:** Gimnasio de Usos Múltiples  
**Match duration:** **Start:** 18:03 **End:** 20:01 **Total:** 1:58

Teams	Sets	1	2	3	4	5	Total
<b>DOM</b>	<b>3</b>	10	25	25	19	15	94
<b>RUS</b>	<b>2</b>	25	21	18	25	13	102
<b>Set duration</b>		0:19	0:24	0:24	0:23	0:16	1:46




## RUS • Russia



**Spike**

Succ. %  
Limit: 15.00%


Rk	No	Name	Spikes	Faults	Shots	Total Attempts	Note
1	8	KISELEVA Anna	16	2	15	33	48.48
2	9	NAUMOVA Ksenia	10	5	15	30	33.33
3	11	SMIRNOVA Irina	10	8	17	35	28.57
-	2	BOGACHEVA Ekaterina	2	1	8	11	
-	10	KONOVALOVA Anastasia	6	2	3	11	
-	1	EFIMOVA Olga	3	-	5	8	
-	4	CHIKRIZOVA Daria	-	-	2	2	
-	18	CHERVOVA Viktoriya	-	-	1	1	
-	19	KONDRASHKINA Evgenia	-	-	1	1	
-	3	PANKOVA Ekaterina	-	-	-	-	
-	5	KRAVCHENKO Ksenia	-	-	-	-	
-	16	SHCHUKINA Tatiana	-	-	-	-	
<b>Others</b>			-	-	-	-	
<b>Total Team</b>			47	18	67	132	35.61



**Block**

Avg. by set

Rk	No	Name	Kill Blocks	Faults	Rebounds	Total Attempts	Note
1	11	SMIRNOVA Irina	3	-	4	7	0.60
1	9	NAUMOVA Ksenia	3	3	5	11	0.60
3	2	BOGACHEVA Ekaterina	2	-	16	18	0.40
4	3	PANKOVA Ekaterina	1	-	1	2	0.20
4	8	KISELEVA Anna	1	-	1	2	0.20
4	1	EFIMOVA Olga	1	1	2	4	0.20
4	10	KONOVALOVA Anastasia	1	5	10	16	0.20
-	4	CHIKRIZOVA Daria	-	-	-	-	
-	5	KRAVCHENKO Ksenia	-	-	-	-	
-	16	SHCHUKINA Tatiana	-	-	-	-	
-	18	CHERVOVA Viktoriya	-	-	1	1	
-	19	KONDRASHKINA Evgenia	-	-	-	-	
<b>Others</b>			-	-	-	-	
<b>Total Team</b>			12	9	40	61	2.40



**Serve**

Avg. by set

Rk	No	Name	Aces	Faults	Serve Hits	Total Attempts	Note
1	11	SMIRNOVA Irina	2	1	18	21	0.40
1	8	KISELEVA Anna	2	3	16	21	0.40
3	2	BOGACHEVA Ekaterina	1	-	10	11	0.20
3	3	PANKOVA Ekaterina	1	-	3	4	0.20
3	1	EFIMOVA Olga	1	2	13	16	0.20
-	4	CHIKRIZOVA Daria	-	-	-	-	
-	5	KRAVCHENKO Ksenia	-	-	-	-	
-	10	KONOVALOVA Anastasia	-	-	12	12	
-	16	SHCHUKINA Tatiana	-	-	-	-	
-	18	CHERVOVA Viktoriya	-	-	-	-	
-	19	KONDRASHKINA Evgenia	-	-	-	-	
-	9	NAUMOVA Ksenia	-	3	14	17	
<b>Others</b>			-	-	-	-	
<b>Total Team</b>			7	9	86	102	1.40

Team	Opponent errors & Team faults	36	2	38
------	-------------------------------	----	---	----





# P-3 VOLLEYBALL • Match players ranking

2007 FIVB 10th Girls' Youth World Championship  
Pool C - Round 1




**Match:** 13 **Date:** 01.08.2007 **Spectators:** 2'500  
**City:** Tijuana  
**Hall:** Gimnasio de Usos Múltiples  
**Match duration:** **Start:** 18:03 **End:** 20:01 **Total:** 1:58

Teams	Sets	1	2	3	4	5	Total
<b>DOM</b>	<b>3</b>	10	25	25	19	15	94
<b>RUS</b>	<b>2</b>	25	21	18	25	13	102
<b>Set duration</b>		0:19	0:24	0:24	0:23	0:16	1:46



## RUS • Russia



**Dig**

Avg. by set


Rk	No	Name	Digs	Faults	Receptions	Total Attempts	Note
1	4	CHIKRIZOVA Daria	5	12	19	36	1.00
2	11	SMIRNOVA Irina	4	6	9	19	0.80
3	10	KONOVALOVA Anastasia	2	2	2	6	0.40
4	3	PANKOVA Ekaterina	1	1	1	3	0.20
4	8	KISELEVA Anna	1	7	5	13	0.20
4	9	NAUMOVA Ksenia	1	9	5	15	0.20
-	5	KRAVCHENKO Ksenia	-	-	-	-	
-	16	SHCHUKINA Tatiana	-	-	-	-	
-	18	CHERVOVA Viktoriya	-	-	-	-	
-	2	BOGACHEVA Ekaterina	-	1	4	5	
-	1	EFIMOVA Olga	-	3	9	12	
-	19	KONDRASHKINA Evgenia	-	1	1	2	
<b>Others</b>			-	-	-	-	
<b>Total Team</b>			14	42	55	111	2.80



**Set**

Avg. by set

Rk	No	Name	Running Sets	Faults	Still Sets	Total Attempts	Note
1	1	EFIMOVA Olga	32	3	58	93	6.40
2	3	PANKOVA Ekaterina	5	1	12	18	1.00
-	2	BOGACHEVA Ekaterina	-	-	5	5	
-	4	CHIKRIZOVA Daria	-	-	4	4	
-	5	KRAVCHENKO Ksenia	-	-	-	-	
-	8	KISELEVA Anna	-	-	-	-	
-	10	KONOVALOVA Anastasia	-	-	3	3	
-	11	SMIRNOVA Irina	-	-	3	3	
-	16	SHCHUKINA Tatiana	-	-	-	-	
-	18	CHERVOVA Viktoriya	-	-	-	-	
-	19	KONDRASHKINA Evgenia	-	-	-	-	
-	9	NAUMOVA Ksenia	-	1	1	2	
<b>Others</b>			-	-	-	-	
<b>Total Team</b>			37	5	86	128	7.40



**Reception**

Eff. %  
Limit: 25.00%

Rk	No	Name	Excellents	Faults	Serve Receptions	Total Attempts	Note
1	9	NAUMOVA Ksenia	12	2	18	32	31.25
2	8	KISELEVA Anna	7	3	12	22	18.18
-	4	CHIKRIZOVA Daria	7	1	7	15	
-	3	PANKOVA Ekaterina	1	1	5	7	
-	19	KONDRASHKINA Evgenia	1	-	1	2	
-	10	KONOVALOVA Anastasia	-	-	1	1	
-	18	CHERVOVA Viktoriya	-	-	1	1	
-	1	EFIMOVA Olga	-	-	-	-	
-	2	BOGACHEVA Ekaterina	-	-	-	-	
-	5	KRAVCHENKO Ksenia	-	-	-	-	
-	11	SMIRNOVA Irina	-	-	-	-	
-	16	SHCHUKINA Tatiana	-	-	-	-	
<b>Others</b>			-	-	-	-	
<b>Total Team</b>			28	7	45	80	26.25

