

Match: 52 **Date:** 02.08.2013 **Spectators:** 100
City: Nakhon Ratchasima
Hall: Chatchai Gym.
Match duration: **Start:** 14:10 **End:** 15:26 **Total:** 1:16

Teams	Sets	1	2	3	4	5	Total
POL	0	22	20	24			66
USA	3	25	25	26			76
Set duration		0:23	0:21	0:26			1:10



POL • Poland



Spike

Succ. %
Limit: 15.00%

Rk	No	Name	Spikes	Faults	Shots	Total Attempts	Note
1	16	Damaske Magdalena	7	6	11	24	29.17
2	1	Smarzek Malwina	3	3	14	20	15.00
-	2	Smieszek Malgorzata	8	4	4	16	
-	8	Barszcz Malgorzata	3	2	9	14	
-	4	Grzelak Klaudia	4	1	7	12	
-	5	Moskwa Kornelia	5	-	2	7	
-	12	Fojucik Weronika	-	1	6	7	
-	7	Pisla Karolina	-	2	2	4	
-	15	Szczygiel Karolina	2	-	1	3	
-	10	Kulig Klaudia	-	-	-	-	
-	11	Antosiewicz Justyna	-	-	-	-	
-	13	Baldyga Paulina	-	-	-	-	
Others			-	-	-	-	
Total Team			32	19	56	107	29.91



Block

Avg. by set

Rk	No	Name	Kill Blocks	Faults	Rebounds	Total Attempts	Note
1	5	Moskwa Kornelia	3	1	6	10	1.00
2	16	Damaske Magdalena	2	-	1	3	0.67
2	8	Barszcz Malgorzata	2	2	-	4	0.67
4	4	Grzelak Klaudia	1	-	2	3	0.33
4	2	Smieszek Malgorzata	1	1	2	4	0.33
-	1	Smarzek Malwina	-	-	3	3	
-	7	Pisla Karolina	-	-	-	-	
-	10	Kulig Klaudia	-	-	-	-	
-	11	Antosiewicz Justyna	-	-	-	-	
-	12	Fojucik Weronika	-	-	-	-	
-	15	Szczygiel Karolina	-	-	-	-	
-	13	Baldyga Paulina	-	1	1	2	
Others			-	-	-	-	
Total Team			9	5	15	29	3.00


Match: 52 **Date:** 02.08.2013 **Spectators:** 100
City: Nakhon Ratchasima
Hall: Chatchai Gym.
Match duration: **Start:** 14:10 **End:** 15:26 **Total:** 1:16

Teams	Sets	1	2	3	4	5	Total
POL	0	22	20	24			66
USA	3	25	25	26			76
Set duration		0:23	0:21	0:26			1:10



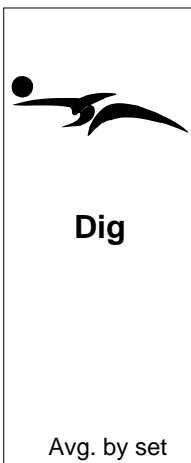
POL • Poland

Rk	No	Name	Aces	Faults	Serve Hits	Total Attempts	Note
1	5	Moskwa Kornelia	2	3	7	12	0.67
2	8	Barszcz Malgorzata	1	-	5	6	0.33
2	15	Szczygiel Karolina	1	-	7	8	0.33
2	16	Damaske Magdalena	1	1	11	13	0.33
2	2	Smieszek Malgorzata	1	1	6	8	0.33
-	7	Pisla Karolina	-	-	-	-	
-	10	Kulig Klaudia	-	-	-	-	
-	11	Antosiewicz Justyna	-	-	-	-	
-	4	Grzelak Klaudia	-	1	7	8	
-	1	Smarzek Malwina	-	1	3	4	
-	12	Fojucik Weronika	-	1	3	4	
-	13	Baldyga Paulina	-	2	3	5	
Others			-	-	-	-	
Total Team			6	10	52	68	2.00



Team	Opponent errors & Team faults	Aces	Faults	Total Attempts
		19	-	19

Rk	No	Name	Digs	Faults	Receptions	Total Attempts	Note
1	10	Kulig Klaudia	3	6	14	23	1.00
2	4	Grzelak Klaudia	1	4	7	12	0.33
2	5	Moskwa Kornelia	1	3	5	9	0.33
-	1	Smarzek Malwina	-	-	3	3	
-	11	Antosiewicz Justyna	-	-	-	-	
-	15	Szczygiel Karolina	-	-	3	3	
-	7	Pisla Karolina	-	1	2	3	
-	13	Baldyga Paulina	-	3	3	6	
-	8	Barszcz Malgorzata	-	3	2	5	
-	16	Damaske Magdalena	-	9	6	15	
-	2	Smieszek Malgorzata	-	2	1	3	
-	12	Fojucik Weronika	-	2	-	2	
Others			-	-	-	-	
Total Team			5	33	46	84	1.67




Match: 52 **Date:** 02.08.2013 **Spectators:** 100
City: Nakhon Ratchasima
Hall: Chatchai Gym.
Match duration: Start: 14:10 End: 15:26 Total: 1:16

Teams	Sets	1	2	3	4	5	Total
POL	0	22	20	24			66
USA	3	25	25	26			76
Set duration		0:23	0:21	0:26			1:10




POL • Poland



Set

Avg. by set

Rk	No	Name	Running Sets	Faults	Still Sets	Total Attempts	Note
1	13	Baldyga Paulina	11	1	41	53	3.67
2	15	Szczygiel Karolina	3	1	32	36	1.00
-	1	Smarzek Malwina	-	-	-	-	
-	4	Grzelak Klaudia	-	-	3	3	
-	5	Moskwa Kornelia	-	-	2	2	
-	7	Pisla Karolina	-	-	1	1	
-	8	Barszcz Malgorzata	-	-	1	1	
-	10	Kulig Klaudia	-	-	7	7	
-	11	Antosiewicz Justyna	-	-	-	-	
-	16	Damaske Magdalena	-	-	4	4	
-	2	Smieszek Malgorzata	-	1	-	1	
-	12	Fojucik Weronika	-	1	-	1	
Others			-	-	-	-	
Total Team			14	4	91	109	4.67




Reception

Eff. %
Limit: 25.00%


Rk	No	Name	Excellents	Faults	Serve Receptions	Total Attempts	Note
1	4	Grzelak Klaudia	4	-	15	19	21.05
2	16	Damaske Magdalena	2	2	17	21	0.00
-	10	Kulig Klaudia	5	1	7	13	
-	7	Pisla Karolina	-	-	7	7	
-	12	Fojucik Weronika	-	-	3	3	
-	1	Smarzek Malwina	-	-	-	-	
-	2	Smieszek Malgorzata	-	-	-	-	
-	11	Antosiewicz Justyna	-	-	-	-	
-	13	Baldyga Paulina	-	-	-	-	
-	15	Szczygiel Karolina	-	-	-	-	
-	8	Barszcz Malgorzata	-	1	4	5	
-	5	Moskwa Kornelia	-	1	-	1	
Others			-	-	-	-	
Total Team			11	5	53	69	8.70

Match: 52 **Date:** 02.08.2013 **Spectators:** 100
City: Nakhon Ratchasima
Hall: Chatchai Gym.
Match duration: **Start:** 14:10 **End:** 15:26 **Total:** 1:16

Teams	Sets	1	2	3	4	5	Total
POL	0	22	20	24			66
USA	3	25	25	26			76
Set duration		0:23	0:21	0:26			1:10




USA • USA



Spike

Succ. %
Limit: 15.00%

Rk	No	Name	Spikes	Faults	Shots	Total Attempts	Note
1	15	Smith Alexa	12	4	17	33	36.36
2	8	Scambray Tiata	4	5	9	18	22.22
-	11	Foecke Mikaela	8	1	5	14	
-	5	Lee Simone	4	2	8	14	
-	1	Poulter Jordyn	2	-	6	8	
-	2	Fitzmorris Audriana	1	-	5	6	
-	7	Maloney Kenzie	-	1	1	2	
-	3	Hodson Hayley	-	-	-	-	
-	6	Sauer Molly	-	-	-	-	
-	9	Haggerty Molly	-	-	-	-	
-	12	Tashima Taylor	-	-	-	-	
-	13	Cuttino Danielle	-	-	-	-	
Others			-	-	-	-	
Total Team			31	13	51	95	32.63




Block

Avg. by set

Rk	No	Name	Kill Blocks	Faults	Rebounds	Total Attempts	Note
1	2	Fitzmorris Audriana	5	2	7	14	1.67
2	5	Lee Simone	4	-	2	6	1.33
3	1	Poulter Jordyn	2	-	3	5	0.67
3	11	Foecke Mikaela	2	1	11	14	0.67
5	8	Scambray Tiata	1	-	5	6	0.33
5	15	Smith Alexa	1	-	9	10	0.33
-	3	Hodson Hayley	-	-	-	-	
-	6	Sauer Molly	-	-	-	-	
-	7	Maloney Kenzie	-	-	-	-	
-	9	Haggerty Molly	-	-	-	-	
-	12	Tashima Taylor	-	-	-	-	
-	13	Cuttino Danielle	-	-	-	-	
Others			-	-	-	-	
Total Team			15	3	37	55	5.00

Match: 52 **Date:** 02.08.2013 **Spectators:** 100
City: Nakhon Ratchasima
Hall: Chatchai Gym.
Match duration: Start: 14:10 End: 15:26 Total: 1:16

Teams	Sets	1	2	3	4	5	Total
POL	0	22	20	24			66
USA	3	25	25	26			76
Set duration		0:23	0:21	0:26			1:10



USA • USA

Rk	No	Name	Aces	Faults	Serve Hits	Total Attempts	Note
1	8	Scambray Tiata	3	1	14	18	1.00
2	5	Lee Simone	1	-	5	6	0.33
2	11	Foecke Mikaela	1	-	10	11	0.33
-	1	Poulter Jordyn	-	-	13	13	
-	3	Hodson Hayley	-	-	3	3	
-	7	Maloney Kenzie	-	-	-	-	
-	9	Haggerty Molly	-	-	-	-	
-	12	Tashima Taylor	-	-	-	-	
-	13	Cuttino Danielle	-	-	-	-	
-	2	Fitzmorris Audriana	-	1	10	11	
-	15	Smith Alexa	-	2	8	10	
-	6	Sauer Molly	-	1	1	2	
Others			-	-	-	-	
Total Team			5	5	64	74	1.67



Serve

Avg. by set

Team	Opponent errors & Team faults	Aces	Faults	Total Attempts
	Opponent errors & Team faults	25	-	25

Rk	No	Name	Digs	Faults	Receptions	Total Attempts	Note
1	5	Lee Simone	4	3	9	16	1.33
2	7	Maloney Kenzie	3	7	11	21	1.00
3	8	Scambray Tiata	1	5	7	13	0.33
-	9	Haggerty Molly	-	-	-	-	
-	11	Foecke Mikaela	-	-	2	2	
-	12	Tashima Taylor	-	-	-	-	
-	13	Cuttino Danielle	-	-	-	-	
-	6	Sauer Molly	-	1	2	3	
-	1	Poulter Jordyn	-	6	5	11	
-	15	Smith Alexa	-	7	4	11	
-	2	Fitzmorris Audriana	-	2	1	3	
-	3	Hodson Hayley	-	5	1	6	
Others			-	-	-	-	
Total Team			8	36	42	86	2.67



Dig

Avg. by set




Match: 52 **Date:** 02.08.2013 **Spectators:** 100
City: Nakhon Ratchasima
Hall: Chatchai Gym.
Match duration: **Start:** 14:10 **End:** 15:26 **Total:** 1:16

Teams	Sets	1	2	3	4	5	Total
POL	0	22	20	24			66
USA	3	25	25	26			76
Set duration		0:23	0:21	0:26			1:10




USA • USA


Set

 Avg. by set

Rk	No	Name	Running Sets	Faults	Still Sets	Total Attempts	Note
1	1	Poulter Jordyn	33	1	39	73	11.00
-	2	Fitzmorris Audriana	-	-	-	-	
-	3	Hodson Hayley	-	-	-	-	
-	6	Sauer Molly	-	-	1	1	
-	7	Maloney Kenzie	-	-	4	4	
-	8	Scambray Tiata	-	-	2	2	
-	9	Haggerty Molly	-	-	-	-	
-	11	Foecke Mikaela	-	-	3	3	
-	12	Tashima Taylor	-	-	-	-	
-	13	Cuttino Danielle	-	-	-	-	
-	15	Smith Alexa	-	-	1	1	
-	5	Lee Simone	-	1	4	5	
Others			-	-	-	-	
Total Team			33	2	54	89	11.00


Reception

 Eff. %
 Limit: 25.00%

Rk	No	Name	Excellents	Faults	Serve Receptions	Total Attempts	Note
1	15	Smith Alexa	6	4	10	20	10.00
2	8	Scambray Tiata	2	-	19	21	9.52
-	7	Maloney Kenzie	3	2	4	9	
-	6	Sauer Molly	2	-	5	7	
-	1	Poulter Jordyn	-	-	-	-	
-	2	Fitzmorris Audriana	-	-	-	-	
-	3	Hodson Hayley	-	-	-	-	
-	9	Haggerty Molly	-	-	-	-	
-	11	Foecke Mikaela	-	-	-	-	
-	12	Tashima Taylor	-	-	-	-	
-	13	Cuttino Danielle	-	-	-	-	
-	5	Lee Simone	-	1	-	1	
Others			-	-	-	-	
Total Team			13	7	38	58	10.34