



# P-3 VOLLEYBALL • Match players ranking

## 2009 FIVB Boys' Youth World Championship Finals (Places 11-12)




**Match:** 58 **Date:** 05.09.2009 **Spectators:** 100  
**City:** Bassano del Grappa  
**Hall:** Palasport Bassano  
**Match duration:** **Start:** 15:30 **End:** 17:16 **Total:** 1:46

Teams	Sets	1	2	3	4	5	Total
<b>POL</b>	<b>3</b>	25	20	12	25	15	97
<b>FRA</b>	<b>2</b>	21	25	25	19	8	98
<b>Set duration</b>		0:19	0:23	0:17	0:22	0:13	1:34




### POL • Poland



**Spike**

Succ. %  
Limit: 15.00%

Rk	No	Name	Spikes	Faults	Shots	Total Attempts	Note
1	10	HEBDA Milosz	23	11	8	42	54.76
2	6	BUCHOWSKI Adrian	4	6	8	18	22.22
-	7	MIKA Mateusz	11	2	2	15	
-	15	FERENS Wojciech	4	2	6	12	
-	16	HAIN Piotr	2	1	6	9	
-	8	KALEMBKA Tomasz	6	2	-	8	
-	19	DLUGOSZ Kamil	2	1	4	7	
-	18	DRYJA Dawid	2	1	1	4	
-	12	PIOTROWSKI Mateusz	-	2	1	3	
-	1	KACZMAREK Bartosz	-	-	-	-	
-	2	KOWALSKI Tomasz	-	-	-	-	
-	11	SZCZUREK Patryk	-	-	-	-	
<b>Others</b>			-	-	-	-	
<b>Total Team</b>			54	28	36	118	45.76



**Block**

Avg. by set

Rk	No	Name	Kill Blocks	Faults	Rebounds	Total Attempts	Note
1	19	DLUGOSZ Kamil	2	2	1	5	0.40
1	16	HAIN Piotr	2	5	5	12	0.40
1	18	DRYJA Dawid	2	3	1	6	0.40
4	12	PIOTROWSKI Mateusz	1	-	-	1	0.20
-	1	KACZMAREK Bartosz	-	-	-	-	
-	6	BUCHOWSKI Adrian	-	-	4	4	
-	8	KALEMBKA Tomasz	-	3	7	10	
-	2	KOWALSKI Tomasz	-	1	2	3	
-	10	HEBDA Milosz	-	2	2	4	
-	7	MIKA Mateusz	-	1	-	1	
-	11	SZCZUREK Patryk	-	1	-	1	
-	15	FERENS Wojciech	-	1	-	1	
<b>Others</b>			-	-	-	-	
<b>Total Team</b>			7	19	22	48	1.40





# P-3 VOLLEYBALL • Match players ranking

2009 FIVB Boys' Youth World Championship  
Finals (Places 11-12)



**Match:** 58 **Date:** 05.09.2009 **Spectators:** 100  
**City:** Bassano del Grappa  
**Hall:** Palasport Bassano  
**Match duration:** **Start:** 15:30 **End:** 17:16 **Total:** 1:46

Teams	Sets	1	2	3	4	5	Total
<b>POL</b>	<b>3</b>	25	20	12	25	15	97
<b>FRA</b>	<b>2</b>	21	25	25	19	8	98
<b>Set duration</b>		0:19	0:23	0:17	0:22	0:13	1:34



## POL • Poland



**Serve**

Avg. by set

Rk	No	Name	Aces	Faults	Serve Hits	Total Attempts	Note
1	18	DRYJA Dawid	1	1	5	7	0.20
1	2	KOWALSKI Tomasz	1	3	13	17	0.20
1	10	HEBDA Milosz	1	3	7	11	0.20
-	1	KACZMAREK Bartosz	-	-	-	-	
-	7	MIKA Mateusz	-	-	11	11	
-	12	PIOTROWSKI Mateusz	-	-	3	3	
-	15	FERENS Wojciech	-	-	4	4	
-	19	DLUGOSZ Kamil	-	1	7	8	
-	6	BUCHOWSKI Adrian	-	2	9	11	
-	16	HAIN Piotr	-	3	13	16	
-	8	KALEMBKA Tomasz	-	1	4	5	
-	11	SZCZUREK Patryk	-	1	3	4	
<b>Others</b>			-	-	-	-	
<b>Total Team</b>			3	15	79	97	0.60

**Team**

Opponent errors & Team faults

33

-

33



**Dig**

Avg. by set

Rk	No	Name	Digs	Faults	Receptions	Total Attempts	Note
1	1	KACZMAREK Bartosz	21	5	-	26	4.20
2	10	HEBDA Milosz	7	2	3	12	1.40
2	2	KOWALSKI Tomasz	7	3	1	11	1.40
4	7	MIKA Mateusz	4	-	1	5	0.80
4	6	BUCHOWSKI Adrian	4	3	-	7	0.80
6	8	KALEMBKA Tomasz	3	-	1	4	0.60
6	15	FERENS Wojciech	3	-	-	3	0.60
6	16	HAIN Piotr	3	1	-	4	0.60
9	19	DLUGOSZ Kamil	2	1	-	3	0.40
10	11	SZCZUREK Patryk	1	1	-	2	0.20
-	12	PIOTROWSKI Mateusz	-	-	-	-	
-	18	DRYJA Dawid	-	-	-	-	
<b>Others</b>			-	-	-	-	
<b>Total Team</b>			55	16	6	77	11.00





# P-3 VOLLEYBALL • Match players ranking

2009 FIVB Boys' Youth World Championship  
Finals (Places 11-12)



**Match:** 58 **Date:** 05.09.2009 **Spectators:** 100  
**City:** Bassano del Grappa  
**Hall:** Palasport Bassano  
**Match duration:** **Start:** 15:30 **End:** 17:16 **Total:** 1:46

Teams	Sets	1	2	3	4	5	Total
<b>POL</b>	<b>3</b>	25	20	12	25	15	97
<b>FRA</b>	<b>2</b>	21	25	25	19	8	98
<b>Set duration</b>		0:19	0:23	0:17	0:22	0:13	1:34




## POL • Poland



**Set**

Avg. by set

Rk	No	Name	Running Sets	Faults	Still Sets	Total Attempts	Note
1	2	KOWALSKI Tomasz	18	3	67	88	3.60
2	11	SZCZUREK Patryk	5	1	19	25	1.00
-	1	KACZMAREK Bartosz	-	-	7	7	
-	6	BUCHOWSKI Adrian	-	-	-	-	
-	7	MIKA Mateusz	-	-	1	1	
-	8	KALEMBKA Tomasz	-	-	-	-	
-	10	HEBDA Milosz	-	-	-	-	
-	12	PIOTROWSKI Mateusz	-	-	-	-	
-	15	FERENS Wojciech	-	-	1	1	
-	16	HAIN Piotr	-	-	4	4	
-	18	DRYJA Dawid	-	-	-	-	
-	19	DLUGOSZ Kamil	-	1	-	1	
<b>Others</b>			-	-	-	-	
<b>Total Team</b>			23	5	99	127	4.60



**Reception**

Eff. %  
Limit: 25.00%

Rk	No	Name	Excellents	Faults	Serve Receptions	Total Attempts	Note
1	1	KACZMAREK Bartosz	15	2	11	28	46.43
2	7	MIKA Mateusz	12	2	13	27	37.04
-	6	BUCHOWSKI Adrian	7	-	5	12	
-	19	DLUGOSZ Kamil	6	-	4	10	
-	15	FERENS Wojciech	3	1	4	8	
-	16	HAIN Piotr	1	-	1	2	
-	8	KALEMBKA Tomasz	-	-	1	1	
-	2	KOWALSKI Tomasz	-	-	-	-	
-	10	HEBDA Milosz	-	-	-	-	
-	11	SZCZUREK Patryk	-	-	-	-	
-	12	PIOTROWSKI Mateusz	-	-	-	-	
-	18	DRYJA Dawid	-	1	-	1	
<b>Others</b>			-	-	-	-	
<b>Total Team</b>			44	6	39	89	42.70






# P-3 VOLLEYBALL • Match players ranking

## 2009 FIVB Boys' Youth World Championship Finals (Places 11-12)




**Match:** 58 **Date:** 05.09.2009 **Spectators:** 100  
**City:** Bassano del Grappa  
**Hall:** Palasport Bassano  
**Match duration:** **Start:** 15:30 **End:** 17:16 **Total:** 1:46

Teams	Sets	1	2	3	4	5	Total
<b>POL</b>	<b>3</b>	25	20	12	25	15	97
<b>FRA</b>	<b>2</b>	21	25	25	19	8	98
<b>Set duration</b>		0:19	0:23	0:17	0:22	0:13	1:34




### FRA • France



**Spike**

Succ. %  
Limit: 15.00%

Rk	No	Name	Spikes	Faults	Shots	Total Attempts	Note
1	9	Ngapeth Earvin	15	9	11	35	42.86
2	1	Ragondet Olivier	8	5	8	21	38.10
3	11	Talia Maoni	10	6	17	33	30.30
-	12	Bruckert Thiébault	4	3	5	12	
-	3	Burel Nicolas	3	2	2	7	
-	2	Guelle David	3	2	1	6	
-	7	Le Goff Nicolas	-	-	-	-	
-	10	Petro Tchen	-	-	-	-	
-	14	Rabiller Stanislas	-	-	-	-	
-	15	Duée Ludovic	-	-	-	-	
-	16	Oriol Jean	-	-	-	-	
<b>Others</b>			-	-	-	-	
<b>Total Team</b>			43	27	44	114	37.72



**Block**

Avg. by set

Rk	No	Name	Kill Blocks	Faults	Rebounds	Total Attempts	Note
1	12	Bruckert Thiébault	6	4	7	17	1.20
2	3	Burel Nicolas	3	5	1	9	0.60
3	9	Ngapeth Earvin	2	9	2	13	0.40
4	1	Ragondet Olivier	1	-	-	1	0.20
4	2	Guelle David	1	1	2	4	0.20
-	7	Le Goff Nicolas	-	-	-	-	
-	10	Petro Tchen	-	-	-	-	
-	14	Rabiller Stanislas	-	-	-	-	
-	15	Duée Ludovic	-	-	-	-	
-	11	Talia Maoni	-	3	1	4	
-	16	Oriol Jean	-	1	-	1	
<b>Others</b>			-	-	-	-	
<b>Total Team</b>			13	23	13	49	2.60





# P-3 VOLLEYBALL • Match players ranking

## 2009 FIVB Boys' Youth World Championship Finals (Places 11-12)



**Match:** 58 **Date:** 05.09.2009 **Spectators:** 100  
**City:** Bassano del Grappa  
**Hall:** Palasport Bassano  
**Match duration:** **Start:** 15:30 **End:** 17:16 **Total:** 1:46

Teams	Sets	1	2	3	4	5	Total
<b>POL</b>	<b>3</b>	25	20	12	25	15	97
<b>FRA</b>	<b>2</b>	21	25	25	19	8	98
<b>Set duration</b>		0:19	0:23	0:17	0:22	0:13	1:34



### FRA • France

Rk	No	Name	Aces	Faults	Serve Hits	Total Attempts	Note
1	9	Ngapeth Earvin	2	4	12	18	0.40
2	12	Bruckert Thiébault	1	-	15	16	0.20
2	3	Burel Nicolas	1	1	14	16	0.20
-	2	Guelle David	-	-	15	15	
-	7	Le Goff Nicolas	-	-	-	-	
-	10	Petro Tchen	-	-	2	2	
-	14	Rabiller Stanislas	-	-	-	-	
-	15	Duée Ludovic	-	-	-	-	
-	16	Oriol Jean	-	-	3	3	
-	1	Ragondet Olivier	-	1	10	11	
-	11	Talia Maoni	-	2	14	16	
<b>Others</b>			-	-	-	-	
<b>Total Team</b>			4	8	85	97	0.80



**Serve**

Avg. by set

Team	Opponent errors & Team faults	Aces	Faults	Serve Hits	Total Attempts	Note
	Opponent errors & Team faults	38	-		38	

Rk	No	Name	Digs	Faults	Receptions	Total Attempts	Note
1	15	Duée Ludovic	13	3	-	16	2.60
2	9	Ngapeth Earvin	9	7	-	16	1.80
3	11	Talia Maoni	8	7	2	17	1.60
4	1	Ragondet Olivier	6	1	1	8	1.20
4	2	Guelle David	6	5	3	14	1.20
6	16	Oriol Jean	3	-	-	3	0.60
7	12	Bruckert Thiébault	2	-	-	2	0.40
8	3	Burel Nicolas	1	1	-	2	0.20
-	7	Le Goff Nicolas	-	-	-	-	
-	10	Petro Tchen	-	-	-	-	
-	14	Rabiller Stanislas	-	-	-	-	
<b>Others</b>			-	-	-	-	
<b>Total Team</b>			48	24	6	78	9.60



**Dig**

Avg. by set






# P-3 VOLLEYBALL • Match players ranking

2009 FIVB Boys' Youth World Championship  
Finals (Places 11-12)




**Match:** 58 **Date:** 05.09.2009 **Spectators:** 100  
**City:** Bassano del Grappa  
**Hall:** Palasport Bassano  
**Match duration:** **Start:** 15:30 **End:** 17:16 **Total:** 1:46

Teams	Sets	1	2	3	4	5	Total
<b>POL</b>	<b>3</b>	25	20	12	25	15	97
<b>FRA</b>	<b>2</b>	21	25	25	19	8	98
<b>Set duration</b>		0:19	0:23	0:17	0:22	0:13	1:34




## FRA • France



**Set**

Avg. by set

Rk	No	Name	Running Sets	Faults	Still Sets	Total Attempts	Note
1	2	Guelle David	15	-	53	68	3.00
2	16	Oriol Jean	3	1	19	23	0.60
-	1	Ragondet Olivier	-	-	2	2	
-	3	Burel Nicolas	-	-	5	5	
-	7	Le Goff Nicolas	-	-	-	-	
-	9	Ngapeth Earvin	-	-	5	5	
-	10	Petro Tchen	-	-	-	-	
-	11	Talia Maoni	-	-	-	-	
-	14	Rabiller Stanislas	-	-	-	-	
-	15	Duée Ludovic	-	-	3	3	
-	12	Bruckert Thiébault	-	2	2	4	
<b>Others</b>			-	-	-	-	
<b>Total Team</b>			18	3	89	110	3.60



**Reception**

Eff. %  
Limit: 25.00%

Rk	No	Name	Excellents	Faults	Serve Receptions	Total Attempts	Note
1	1	Ragondet Olivier	24	2	16	42	52.38
-	15	Duée Ludovic	11	1	7	19	
-	9	Ngapeth Earvin	4	1	7	12	
-	10	Petro Tchen	5	1	3	9	
-	2	Guelle David	-	-	-	-	
-	3	Burel Nicolas	-	-	-	-	
-	7	Le Goff Nicolas	-	-	-	-	
-	11	Talia Maoni	-	-	-	-	
-	12	Bruckert Thiébault	-	-	-	-	
-	14	Rabiller Stanislas	-	-	-	-	
-	16	Oriol Jean	-	-	-	-	
<b>Others</b>			-	-	-	-	
<b>Total Team</b>			44	5	33	82	47.56

