



P-3 VOLLEYBALL • Match players ranking

2009 FIVB Boys' Youth World Championship
Classification Places 5-8



Match: 53 **Date:** 05.09.2009 **Spectators:** 80
City: Jesolo
Hall: Palazzo del Turismo
Match duration: **Start:** 10:00 **Total:** 1:46

Teams	Sets	1	2	3	4	5	Total
IND	2	21	19	25	25	11	101
ESP	3	25	25	21	16	15	102
Set duration		0:23	0:23	0:25	0:22	0:13	1:46



IND • India



Spike

Succ. %
Limit: 15.00%

Rk	No	Name	Spikes	Faults	Shots	Total Attempts	Note
1	18	OMVEER MANN	20	4	21	45	44.44
2	3	JHON CHRISTOPER	14	9	14	37	37.84
-	5	RAVIKUMAR T.D.	8	2	9	19	
-	12	NAVJIT SINGH	9	2	7	18	
-	15	DILIP KHOIWAL	7	3	6	16	
-	7	VAISHNAV R.	9	-	3	12	
-	10	GURJANT SINGH	1	-	3	4	
-	1	RANJIT SINGH	1	-	1	2	
-	6	HEMENDRA SINGH	-	-	-	-	
-	8	THENNARASAN J.	-	-	-	-	
-	14	SRIKAPIL M.	-	-	-	-	
-	17	KANAGARAJ S.	-	-	-	-	
Others			-	-	-	-	
Total Team			69	20	64	153	45.10



Block

Avg. by set

Rk	No	Name	Kill Blocks	Faults	Rebounds	Total Attempts	Note
1	12	NAVJIT SINGH	3	15	10	28	0.60
2	7	VAISHNAV R.	2	6	11	19	0.40
3	1	RANJIT SINGH	1	-	2	3	0.20
3	3	JHON CHRISTOPER	1	3	2	6	0.20
-	6	HEMENDRA SINGH	-	-	-	-	
-	8	THENNARASAN J.	-	-	1	1	
-	10	GURJANT SINGH	-	-	-	-	
-	14	SRIKAPIL M.	-	-	-	-	
-	17	KANAGARAJ S.	-	-	-	-	
-	18	OMVEER MANN	-	3	3	6	
-	5	RAVIKUMAR T.D.	-	1	-	1	
-	15	DILIP KHOIWAL	-	2	-	2	
Others			-	-	-	-	
Total Team			7	30	29	66	1.40





P-3 VOLLEYBALL • Match players ranking

2009 FIVB Boys' Youth World Championship
Classification Places 5-8



Match: 53 **Date:** 05.09.2009 **Spectators:** 80
City: Jesolo
Hall: Palazzo del Turismo
Match duration: **Start:** 10:00 **Total:** 1:46

Teams	Sets	1	2	3	4	5	Total
IND	2	21	19	25	25	11	101
ESP	3	25	25	21	16	15	102
Set duration		0:23	0:23	0:25	0:22	0:13	1:46



IND • India



Serve

Avg. by set

Rk	No	Name	Aces	Faults	Serve Hits	Total Attempts	Note
1	7	VAISHNAV R.	1	-	13	14	0.20
1	3	JHON CHRISTOPER	1	1	9	11	0.20
1	18	OMVEER MANN	1	3	15	19	0.20
-	6	HEMENDRA SINGH	-	-	-	-	
-	8	THENNARASAN J.	-	-	3	3	
-	10	GURJANT SINGH	-	-	2	2	
-	14	SRIKAPIL M.	-	-	-	-	
-	17	KANAGARAJ S.	-	-	-	-	
-	1	RANJIT SINGH	-	1	19	20	
-	15	DILIP KHOIWAL	-	1	10	11	
-	12	NAVJIT SINGH	-	3	14	17	
-	5	RAVIKUMAR T.D.	-	1	4	5	
Others			-	-	-	-	
Total Team			3	10	89	102	0.60

Team

Opponent errors & Team faults	22	-		22	
-------------------------------	----	---	--	----	--



Dig

Avg. by set

Rk	No	Name	Digs	Faults	Receptions	Total Attempts	Note
1	17	KANAGARAJ S.	18	4	2	24	3.60
2	1	RANJIT SINGH	9	-	-	9	1.80
2	18	OMVEER MANN	9	2	-	11	1.80
2	3	JHON CHRISTOPER	9	4	-	13	1.80
5	15	DILIP KHOIWAL	7	3	-	10	1.40
6	5	RAVIKUMAR T.D.	5	-	-	5	1.00
6	10	GURJANT SINGH	5	-	-	5	1.00
8	12	NAVJIT SINGH	2	1	-	3	0.40
9	7	VAISHNAV R.	1	-	-	1	0.20
-	6	HEMENDRA SINGH	-	-	-	-	
-	8	THENNARASAN J.	-	-	-	-	
-	14	SRIKAPIL M.	-	-	-	-	
Others			-	-	-	-	
Total Team			65	14	2	81	13.00





P-3 VOLLEYBALL • Match players ranking

2009 FIVB Boys' Youth World Championship
Classification Places 5-8




Match: 53 **Date:** 05.09.2009 **Spectators:** 80
City: Jesolo
Hall: Palazzo del Turismo
Match duration: **Start:** 10:00 **Total:** 1:46

Teams	Sets	1	2	3	4	5	Total
IND	2	21	19	25	25	11	101
ESP	3	25	25	21	16	15	102
Set duration		0:23	0:23	0:25	0:22	0:13	1:46



IND • India



Set

Avg. by set

Rk	No	Name	Running Sets	Faults	Still Sets	Total Attempts	Note
1	1	RANJIT SINGH	10	-	96	106	2.00
2	8	THENNARASAN J.	2	-	19	21	0.40
-	3	JHON CHRISTOPER	-	-	1	1	
-	5	RAVIKUMAR T.D.	-	-	-	-	
-	6	HEMENDRA SINGH	-	-	-	-	
-	7	VAISHNAV R.	-	-	2	2	
-	10	GURJANT SINGH	-	-	1	1	
-	12	NAVJIT SINGH	-	-	6	6	
-	14	SRIKAPIL M.	-	-	-	-	
-	15	DILIP KHOIWAL	-	-	2	2	
-	17	KANAGARAJ S.	-	-	4	4	
-	18	OMVEER MANN	-	-	3	3	
Others			-	-	-	-	
Total Team			12	-	134	146	2.40



Reception

Eff. %
Limit: 25.00%

Rk	No	Name	Excellents	Faults	Serve Receptions	Total Attempts	Note
1	5	RAVIKUMAR T.D.	12	3	11	26	34.62
2	15	DILIP KHOIWAL	8	4	16	28	14.29
-	3	JHON CHRISTOPER	5	-	17	22	
-	17	KANAGARAJ S.	11	1	6	18	
-	10	GURJANT SINGH	-	-	2	2	
-	1	RANJIT SINGH	-	-	-	-	
-	6	HEMENDRA SINGH	-	-	-	-	
-	7	VAISHNAV R.	-	-	-	-	
-	8	THENNARASAN J.	-	-	-	-	
-	12	NAVJIT SINGH	-	-	-	-	
-	14	SRIKAPIL M.	-	-	-	-	
-	18	OMVEER MANN	-	-	-	-	
Others			-	-	-	-	
Total Team			36	8	52	96	29.17





P-3 VOLLEYBALL • Match players ranking

2009 FIVB Boys' Youth World Championship
Classification Places 5-8



Match: 53 **Date:** 05.09.2009 **Spectators:** 80
City: Jesolo
Hall: Palazzo del Turismo
Match duration: **Start:** 10:00 **Total:** 1:46

Teams	Sets	1	2	3	4	5	Total
IND	2	21	19	25	25	11	101
ESP	3	25	25	21	16	15	102
Set duration		0:23	0:23	0:25	0:22	0:13	1:46




ESP • Spain



Spike

Succ. %
Limit: 15.00%

Rk	No	Name	Spikes	Faults	Shots	Total Attempts	Note
1	4	ALMANSA Jorge	12	4	13	29	41.38
2	10	RUIZ Francisco J.	20	9	28	57	35.09
-	1	BAOS Carlos A.	9	1	12	22	
-	6	RUIZ Borja	6	2	11	19	
-	9	BUGALLO Pablo	6	1	4	11	
-	16	CORRALES Cristian	3	1	1	5	
-	3	BRUQUE Jesús	3	-	1	4	
-	12	VILLENA Andrés J.	1	1	2	4	
-	15	SANLLEHI David	1	1	2	4	
-	13	CALZON Francisco J.	-	1	-	1	
-	5	LLABRES Antoni	-	-	-	-	
-	8	SÁNCHEZ Ignacio	-	-	-	-	
Others			-	-	-	-	
Total Team			61	21	74	156	39.10



Block

Avg. by set

Rk	No	Name	Kill Blocks	Faults	Rebounds	Total Attempts	Note
1	9	BUGALLO Pablo	5	5	9	19	1.00
2	6	RUIZ Borja	4	6	7	17	0.80
3	8	SÁNCHEZ Ignacio	1	-	-	1	0.20
3	12	VILLENA Andrés J.	1	-	-	1	0.20
3	10	RUIZ Francisco J.	1	1	4	6	0.20
-	5	LLABRES Antoni	-	-	-	-	
-	13	CALZON Francisco J.	-	-	-	-	
-	15	SANLLEHI David	-	-	-	-	
-	16	CORRALES Cristian	-	-	-	-	
-	3	BRUQUE Jesús	-	2	2	4	
-	1	BAOS Carlos A.	-	4	1	5	
-	4	ALMANSA Jorge	-	4	1	5	
Others			-	-	-	-	
Total Team			12	22	24	58	2.40





P-3 VOLLEYBALL • Match players ranking

2009 FIVB Boys' Youth World Championship
Classification Places 5-8




Match: 53 **Date:** 05.09.2009 **Spectators:** 80
City: Jesolo
Hall: Palazzo del Turismo
Match duration: **Start:** 10:00 **Total:** 1:46

Teams	Sets	1	2	3	4	5	Total
IND	2	21	19	25	25	11	101
ESP	3	25	25	21	16	15	102
Set duration		0:23	0:23	0:25	0:22	0:13	1:46



ESP • Spain



Serve

Avg. by set

Rk	No	Name	Aces	Faults	Serve Hits	Total Attempts	Note
1	10	RUIZ Francisco J.	2	3	13	18	0.40
2	4	ALMANSA Jorge	1	-	14	15	0.20
2	15	SANLLEHI David	1	-	2	3	0.20
2	3	BRUQUE Jesús	1	1	9	11	0.20
-	5	LLABRES Antoni	-	-	-	-	
-	6	RUIZ Borja	-	-	18	18	
-	8	SÁNCHEZ Ignacio	-	-	3	3	
-	9	BUGALLO Pablo	-	-	15	15	
-	12	VILLENA Andrés J.	-	-	1	1	
-	13	CALZON Francisco J.	-	-	3	3	
-	16	CORRALES Cristian	-	-	2	2	
-	1	BAOS Carlos A.	-	1	11	12	
Others			-	-	-	-	
Total Team			5	5	91	101	1.00

Team

Opponent errors & Team faults	24	-	24
-------------------------------	----	---	----



Dig

Avg. by set

Rk	No	Name	Digs	Faults	Receptions	Total Attempts	Note
1	5	LLABRES Antoni	21	3	-	24	4.20
2	4	ALMANSA Jorge	13	4	-	17	2.60
3	3	BRUQUE Jesús	12	-	2	14	2.40
4	1	BAOS Carlos A.	11	4	-	15	2.20
5	10	RUIZ Francisco J.	8	2	3	13	1.60
6	6	RUIZ Borja	4	-	1	5	0.80
7	15	SANLLEHI David	3	1	-	4	0.60
8	16	CORRALES Cristian	2	-	-	2	0.40
9	12	VILLENA Andrés J.	1	-	-	1	0.20
9	8	SÁNCHEZ Ignacio	1	1	-	2	0.20
-	9	BUGALLO Pablo	-	-	-	-	
-	13	CALZON Francisco J.	-	-	-	-	
Others			-	-	-	-	
Total Team			76	15	6	97	15.20





P-3 VOLLEYBALL • Match players ranking

2009 FIVB Boys' Youth World Championship Classification Places 5-8



Match: 53 **Date:** 05.09.2009 **Spectators:** 80
City: Jesolo
Hall: Palazzo del Turismo
Match duration: **Start:** 10:00 **Total:** 1:46

Teams	Sets	1	2	3	4	5	Total
IND	2	21	19	25	25	11	101
ESP	3	25	25	21	16	15	102
Set duration		0:23	0:23	0:25	0:22	0:13	1:46



ESP • Spain



Set

Avg. by set

Rk	No	Name	Running Sets	Faults	Still Sets	Total Attempts	Note
1	3	BRUQUE Jesús	5	1	104	110	1.00
2	8	SÁNCHEZ Ignacio	2	1	22	25	0.40
-	1	BAOS Carlos A.	-	-	3	3	
-	4	ALMANSA Jorge	-	-	1	1	
-	6	RUIZ Borja	-	-	3	3	
-	9	BUGALLO Pablo	-	-	2	2	
-	10	RUIZ Francisco J.	-	-	1	1	
-	12	VILLENA Andrés J.	-	-	-	-	
-	13	CALZON Francisco J.	-	-	-	-	
-	15	SANLLEHI David	-	-	-	-	
-	16	CORRALES Cristian	-	-	1	1	
-	5	LLABRES Antoni	-	1	8	9	
Others			-	-	-	-	
Total Team			7	3	145	155	1.40



Reception

Eff. %
Limit: 25.00%

Rk	No	Name	Excellents	Faults	Serve Receptions	Total Attempts	Note
1	10	RUIZ Francisco J.	15	1	8	24	58.33
2	1	BAOS Carlos A.	15	1	11	27	51.85
3	5	LLABRES Antoni	18	1	15	34	50.00
-	16	CORRALES Cristian	1	-	3	4	
-	15	SANLLEHI David	2	-	1	3	
-	3	BRUQUE Jesús	-	-	-	-	
-	4	ALMANSA Jorge	-	-	-	-	
-	6	RUIZ Borja	-	-	-	-	
-	8	SÁNCHEZ Ignacio	-	-	-	-	
-	9	BUGALLO Pablo	-	-	-	-	
-	12	VILLENA Andrés J.	-	-	-	-	
-	13	CALZON Francisco J.	-	-	-	-	
Others			-	-	-	-	
Total Team			51	3	38	92	52.17

