



P-3 VOLLEYBALL • Match players ranking

2009 FIVB Boys' Youth World Championship Classification Places 9-12




Match: 52 **Date:** 04.09.2009 **Spectators:** 100
City: Bassano del Grappa
Hall: Palasport Bassano
Match duration: **Start:** 18:00 **End:** 19:40 **Total:** 1:40

Teams	Sets	1	2	3	4	5	Total
BRA	3	22	25	25	25		97
FRA	1	25	16	13	15		69
Set duration		0:27	0:20	0:21	0:23		1:31




BRA • Brazil



Spike

Succ. %
Limit: 15.00%

Rk	No	Name	Spikes	Faults	Shots	Total Attempts	Note
1	18	Hamacher Silva Hugo	14	2	3	19	73.68
2	7	Rodrigues Pinto Otávio Henrique	12	2	3	17	70.59
3	8	Lucarelli Santos de Souza Ricardo	13	5	8	26	50.00
4	1	Lobato Alves Marcelo Vitor	7	5	5	17	41.18
-	3	Oliveira Reck Pedro Rafael	8	-	2	10	
-	5	de Souza Nóbrega Neto Ary	1	-	5	6	
-	14	de Melo Araujo Thiago	3	-	1	4	
-	6	Nunes Silva Eykman	1	-	1	2	
-	2	Santos Augusto César	-	-	1	1	
-	13	Freire da Purificação Renan	-	-	1	1	
-	4	Rocha Pereira Victor Hugo	-	-	-	-	
-	10	Augusto Gentil Guilherme	-	-	-	-	
Others			-	-	-	-	
Total Team			59	14	30	103	57.28



Block

Avg. by set

Rk	No	Name	Kill Blocks	Faults	Rebounds	Total Attempts	Note
1	3	Oliveira Reck Pedro Rafael	2	1	3	6	0.50
2	8	Lucarelli Santos de Souza Ricardo	1	1	2	4	0.25
2	18	Hamacher Silva Hugo	1	1	1	3	0.25
2	7	Rodrigues Pinto Otávio Henrique	1	4	5	10	0.25
-	2	Santos Augusto César	-	-	1	1	
-	4	Rocha Pereira Victor Hugo	-	-	-	-	
-	6	Nunes Silva Eykman	-	-	-	-	
-	10	Augusto Gentil Guilherme	-	-	-	-	
-	13	Freire da Purificação Renan	-	-	-	-	
-	14	de Melo Araujo Thiago	-	1	2	3	
-	1	Lobato Alves Marcelo Vitor	-	2	1	3	
-	5	de Souza Nóbrega Neto Ary	-	1	-	1	
Others			-	-	-	-	
Total Team			5	11	15	31	1.25





P-3 VOLLEYBALL • Match players ranking

2009 FIVB Boys' Youth World Championship
Classification Places 9-12



Match: 52 **Date:** 04.09.2009 **Spectators:** 100
City: Bassano del Grappa
Hall: Palasport Bassano
Match duration: **Start:** 18:00 **End:** 19:40 **Total:** 1:40

Teams	Sets	1	2	3	4	5	Total
BRA	3	22	25	25	25		97
FRA	1	25	16	13	15		69
Set duration		0:27	0:20	0:21	0:23		1:31



BRA • Brazil



Serve

Avg. by set

Rk	No	Name	Aces	Faults	Serve Hits	Total Attempts	Note
1	2	Santos Augusto César	3	-	20	23	0.75
2	8	Lucarelli Santos de Souza Ricardo	1	1	14	16	0.25
2	1	Lobato Alves Marcelo Vitor	1	6	8	15	0.25
-	4	Rocha Pereira Victor Hugo	-	-	-	-	
-	5	de Souza Nóbrega Neto Ary	-	-	2	2	
-	10	Augusto Gentil Guilherme	-	-	-	-	
-	13	Freire da Purificação Renan	-	-	-	-	
-	14	de Melo Araujo Thiago	-	-	-	-	
-	18	Hamacher Silva Hugo	-	1	11	12	
-	7	Rodrigues Pinto Otávio Henrique	-	2	11	13	
-	3	Oliveira Reck Pedro Rafael	-	2	10	12	
-	6	Nunes Silva Eykman	-	1	2	3	
Others			-	-	-	-	
Total Team			5	13	78	96	1.25

Team

Opponent errors & Team faults	28	-		28	
-------------------------------	----	---	--	----	--



Dig

Avg. by set

Rk	No	Name	Digs	Faults	Receptions	Total Attempts	Note
1	10	Augusto Gentil Guilherme	16	1	-	17	4.00
2	8	Lucarelli Santos de Souza Ricardo	9	2	1	12	2.25
2	18	Hamacher Silva Hugo	9	3	1	13	2.25
4	1	Lobato Alves Marcelo Vitor	8	3	-	11	2.00
4	2	Santos Augusto César	8	4	-	12	2.00
6	7	Rodrigues Pinto Otávio Henrique	7	3	2	12	1.75
7	3	Oliveira Reck Pedro Rafael	5	-	-	5	1.25
8	5	de Souza Nóbrega Neto Ary	2	1	-	3	0.50
9	13	Freire da Purificação Renan	1	-	-	1	0.25
9	14	de Melo Araujo Thiago	1	-	-	1	0.25
9	6	Nunes Silva Eykman	1	1	-	2	0.25
-	4	Rocha Pereira Victor Hugo	-	-	-	-	
Others			-	-	-	-	
Total Team			67	18	4	89	16.75





P-3 VOLLEYBALL • Match players ranking

2009 FIVB Boys' Youth World Championship Classification Places 9-12



Match: 52 **Date:** 04.09.2009 **Spectators:** 100
City: Bassano del Grappa
Hall: Palasport Bassano
Match duration: **Start:** 18:00 **End:** 19:40 **Total:** 1:40

Teams	Sets	1	2	3	4	5	Total
BRA	3	22	25	25	25		97
FRA	1	25	16	13	15		69
Set duration		0:27	0:20	0:21	0:23		1:31



BRA • Brazil



Set

Avg. by set

Rk	No	Name	Running Sets	Faults	Still Sets	Total Attempts	Note
1	2	Santos Augusto César	31	1	28	60	7.75
2	6	Nunes Silva Eykman	9	1	19	29	2.25
3	1	Lobato Alves Marcelo Vitor	2	-	1	3	0.50
-	3	Oliveira Reck Pedro Rafael	-	-	-	-	
-	4	Rocha Pereira Victor Hugo	-	-	-	-	
-	5	de Souza Nóbrega Neto Ary	-	-	-	-	
-	7	Rodrigues Pinto Otávio Henrique	-	-	1	1	
-	10	Augusto Gentil Guilherme	-	-	4	4	
-	13	Freire da Purificação Renan	-	-	-	-	
-	14	de Melo Araujo Thiago	-	-	1	1	
-	18	Hamacher Silva Hugo	-	-	2	2	
-	8	Lucarelli Santos de Souza Ricardo	-	1	1	2	
Others			-	-	-	-	
Total Team			42	3	57	102	10.50



Reception

Eff. %
Limit: 25.00%

Rk	No	Name	Excellents	Faults	Serve Receptions	Total Attempts	Note
1	8	Lucarelli Santos de Souza Ricardo	13	-	7	20	65.00
-	5	de Souza Nóbrega Neto Ary	9	1	4	14	
-	18	Hamacher Silva Hugo	7	2	3	12	
-	10	Augusto Gentil Guilherme	8	-	1	9	
-	7	Rodrigues Pinto Otávio Henrique	1	-	2	3	
-	1	Lobato Alves Marcelo Vitor	1	-	1	2	
-	2	Santos Augusto César	-	-	-	-	
-	3	Oliveira Reck Pedro Rafael	-	-	-	-	
-	4	Rocha Pereira Victor Hugo	-	-	-	-	
-	6	Nunes Silva Eykman	-	-	-	-	
-	13	Freire da Purificação Renan	-	-	-	-	
-	14	de Melo Araujo Thiago	-	-	-	-	
Others			-	-	-	-	
Total Team			39	3	18	60	60.00





P-3 VOLLEYBALL • Match players ranking

2009 FIVB Boys' Youth World Championship
Classification Places 9-12



Match: 52 **Date:** 04.09.2009 **Spectators:** 100
City: Bassano del Grappa
Hall: Palasport Bassano
Match duration: **Start:** 18:00 **End:** 19:40 **Total:** 1:40

Teams	Sets	1	2	3	4	5	Total
BRA	3	22	25	25	25		97
FRA	1	25	16	13	15		69
Set duration		0:27	0:20	0:21	0:23		1:31




FRA • France



Spike

Succ. %
Limit: 15.00%

Rk	No	Name	Spikes	Faults	Shots	Total Attempts	Note
1	11	Talia Maoni	8	5	7	20	40.00
2	9	Ngapeth Earvin	9	7	11	27	33.33
3	1	Ragondet Olivier	5	2	11	18	27.78
-	12	Bruckert Thiébault	4	1	8	13	
-	14	Rabiller Stanislas	1	1	9	11	
-	3	Burel Nicolas	5	1	3	9	
-	16	Oriol Jean	3	-	-	3	
-	10	Petro Tchen	-	-	1	1	
-	2	Guelle David	-	-	-	-	
-	7	Le Goff Nicolas	-	-	-	-	
-	15	Duée Ludovic	-	-	-	-	
Others			-	-	-	-	
Total Team			35	17	50	102	34.31



Block

Avg. by set

Rk	No	Name	Kill Blocks	Faults	Rebounds	Total Attempts	Note
1	12	Bruckert Thiébault	2	6	3	11	0.50
2	14	Rabiller Stanislas	1	1	1	3	0.25
2	3	Burel Nicolas	1	4	2	7	0.25
2	1	Ragondet Olivier	1	2	-	3	0.25
2	9	Ngapeth Earvin	1	7	1	9	0.25
-	2	Guelle David	-	-	-	-	
-	7	Le Goff Nicolas	-	-	-	-	
-	10	Petro Tchen	-	-	-	-	
-	15	Duée Ludovic	-	-	-	-	
-	16	Oriol Jean	-	2	4	6	
-	11	Talia Maoni	-	3	2	5	
Others			-	-	-	-	
Total Team			6	25	13	44	1.50





P-3 VOLLEYBALL • Match players ranking

2009 FIVB Boys' Youth World Championship
Classification Places 9-12




Match: 52 **Date:** 04.09.2009 **Spectators:** 100
City: Bassano del Grappa
Hall: Palasport Bassano
Match duration: **Start:** 18:00 **End:** 19:40 **Total:** 1:40

Teams	Sets	1	2	3	4	5	Total
BRA	3	22	25	25	25		97
FRA	1	25	16	13	15		69
Set duration		0:27	0:20	0:21	0:23		1:31



FRA • France




Serve

Avg. by set

Rk	No	Name	Aces	Faults	Serve Hits	Total Attempts	Note
1	9	Ngapeth Earvin	2	5	7	14	0.50
2	3	Burel Nicolas	1	1	8	10	0.25
-	2	Guelle David	-	-	-	-	
-	7	Le Goff Nicolas	-	-	2	2	
-	10	Petro Tchen	-	-	1	1	
-	11	Talia Maoni	-	-	7	7	
-	15	Duée Ludovic	-	-	-	-	
-	16	Oriol Jean	-	-	15	15	
-	1	Ragondet Olivier	-	1	9	10	
-	12	Bruckert Thiébault	-	2	7	9	
-	14	Rabiller Stanislas	-	1	1	2	
Others			-	-	-	-	
Total Team			3	10	57	70	0.75

Team

Opponent errors & Team faults	25	-		25	
-------------------------------	----	---	--	----	--



Dig

Avg. by set

Rk	No	Name	Digs	Faults	Receptions	Total Attempts	Note
1	9	Ngapeth Earvin	13	4	1	18	3.25
2	15	Duée Ludovic	8	1	-	9	2.00
2	1	Ragondet Olivier	8	3	-	11	2.00
4	11	Talia Maoni	6	1	-	7	1.50
5	16	Oriol Jean	4	1	-	5	1.00
6	3	Burel Nicolas	2	-	-	2	0.50
7	10	Petro Tchen	1	1	-	2	0.25
7	12	Bruckert Thiébault	1	3	-	4	0.25
-	2	Guelle David	-	-	-	-	
-	7	Le Goff Nicolas	-	-	-	-	
-	14	Rabiller Stanislas	-	1	1	2	
Others			-	-	-	-	
Total Team			43	15	2	60	10.75






P-3 VOLLEYBALL • Match players ranking

2009 FIVB Boys' Youth World Championship
Classification Places 9-12



Match: 52 **Date:** 04.09.2009 **Spectators:** 100
City: Bassano del Grappa
Hall: Palasport Bassano
Match duration: **Start:** 18:00 **End:** 19:40 **Total:** 1:40

Teams	Sets	1	2	3	4	5	Total
BRA	3	22	25	25	25		97
FRA	1	25	16	13	15		69
Set duration		0:27	0:20	0:21	0:23		1:31




FRA • France



Set

Avg. by set

Rk	No	Name	Running Sets	Faults	Still Sets	Total Attempts	Note
1	16	Oriol Jean	26	2	58	86	6.50
-	1	Ragondet Olivier	-	-	5	5	
-	2	Guelle David	-	-	-	-	
-	3	Burel Nicolas	-	-	-	-	
-	7	Le Goff Nicolas	-	-	-	-	
-	10	Petro Tchen	-	-	1	1	
-	12	Bruckert Thiébault	-	-	-	-	
-	14	Rabiller Stanislas	-	-	-	-	
-	15	Duée Ludovic	-	-	1	1	
-	9	Ngapeth Earvin	-	2	6	8	
-	11	Talia Maoni	-	1	-	1	
Others			-	-	-	-	
Total Team			26	5	71	102	6.50



Reception

Eff. %
Limit: 25.00%

Rk	No	Name	Excellents	Faults	Serve Receptions	Total Attempts	Note
1	9	Ngapeth Earvin	13	1	21	35	34.29
2	1	Ragondet Olivier	6	3	18	27	11.11
-	15	Duée Ludovic	10	-	2	12	
-	10	Petro Tchen	3	2	2	7	
-	3	Burel Nicolas	1	-	-	1	
-	16	Oriol Jean	-	-	1	1	
-	2	Guelle David	-	-	-	-	
-	7	Le Goff Nicolas	-	-	-	-	
-	11	Talia Maoni	-	-	-	-	
-	12	Bruckert Thiébault	-	-	-	-	
-	14	Rabiller Stanislas	-	-	-	-	
Others			-	-	-	-	
Total Team			33	6	44	83	32.53

