



P-3 VOLLEYBALL • Match players ranking

2009 FIVB Boys' Youth World Championship
Classification Places 9-12



Match: 51 **Date:** 04.09.2009 **Spectators:** 80
City: Bassano del Grappa
Hall: Palasport Bassano
Match duration: **Start:** 15:30 **End:** 16:46 **Total:** 1:16

Teams	Sets	1	2	3	4	5	Total
POL	0	22	18	17			57
USA	3	25	25	25			75
Set duration		0:24	0:24	0:22			1:10



POL • Poland



Spike

Succ. %
Limit: 15.00%

Rk	No	Name	Spikes	Faults	Shots	Total Attempts	Note
1	10	HEBDA Milosz	13	6	10	29	44.83
2	7	MIKA Mateusz	3	6	4	13	23.08
-	19	DLUGOSZ Kamil	2	4	6	12	
-	16	HAIN Piotr	6	1	3	10	
-	6	BUCHOWSKI Adrian	1	3	4	8	
-	8	KALEMBKA Tomasz	-	1	4	5	
-	18	DRYJA Dawid	1	-	2	3	
-	11	SZCZUREK Patryk	-	1	1	2	
-	2	KOWALSKI Tomasz	-	-	1	1	
-	1	KACZMAREK Bartosz	-	-	-	-	
-	12	PIOTROWSKI Mateusz	-	-	-	-	
-	15	FERENS Wojciech	-	-	-	-	
Others			-	-	-	-	
Total Team			26	22	35	83	31.33



Block

Avg. by set

Rk	No	Name	Kill Blocks	Faults	Rebounds	Total Attempts	Note
1	8	KALEMBKA Tomasz	3	3	-	6	1.00
2	2	KOWALSKI Tomasz	1	-	-	1	0.33
2	19	DLUGOSZ Kamil	1	1	3	5	0.33
2	7	MIKA Mateusz	1	2	3	6	0.33
2	16	HAIN Piotr	1	5	3	9	0.33
2	10	HEBDA Milosz	1	3	1	5	0.33
-	1	KACZMAREK Bartosz	-	-	-	-	
-	12	PIOTROWSKI Mateusz	-	-	-	-	
-	15	FERENS Wojciech	-	-	-	-	
-	6	BUCHOWSKI Adrian	-	2	1	3	
-	11	SZCZUREK Patryk	-	1	-	1	
-	18	DRYJA Dawid	-	2	-	2	
Others			-	-	-	-	
Total Team			8	19	11	38	2.67





P-3 VOLLEYBALL • Match players ranking

2009 FIVB Boys' Youth World Championship
Classification Places 9-12




Match: 51 **Date:** 04.09.2009 **Spectators:** 80
City: Bassano del Grappa
Hall: Palasport Bassano
Match duration: **Start:** 15:30 **End:** 16:46 **Total:** 1:16

Teams	Sets	1	2	3	4	5	Total
POL	0	22	18	17			57
USA	3	25	25	25			75
Set duration		0:24	0:24	0:22			1:10



POL • Poland




Serve

Avg. by set

Rk	No	Name	Aces	Faults	Serve Hits	Total Attempts	Note
1	7	MIKA Mateusz	2	-	12	14	0.67
2	10	HEBDA Milosz	1	3	6	10	0.33
-	1	KACZMAREK Bartosz	-	-	-	-	
-	2	KOWALSKI Tomasz	-	-	2	2	
-	12	PIOTROWSKI Mateusz	-	-	-	-	
-	15	FERENS Wojciech	-	-	-	-	
-	16	HAIN Piotr	-	-	9	9	
-	19	DLUGOSZ Kamil	-	-	4	4	
-	11	SZCZUREK Patryk	-	1	6	7	
-	6	BUCHOWSKI Adrian	-	1	3	4	
-	8	KALEMBKA Tomasz	-	2	4	6	
-	18	DRYJA Dawid	-	1	2	3	
Others			-	-	-	-	
Total Team			3	8	48	59	1.00

Team

Opponent errors & Team faults	20	-		20	
-------------------------------	----	---	--	----	--



Dig

Avg. by set

Rk	No	Name	Digs	Faults	Receptions	Total Attempts	Note
1	1	KACZMAREK Bartosz	12	4	2	18	4.00
2	7	MIKA Mateusz	6	3	1	10	2.00
3	11	SZCZUREK Patryk	5	-	-	5	1.67
4	6	BUCHOWSKI Adrian	3	-	-	3	1.00
4	16	HAIN Piotr	3	-	-	3	1.00
6	10	HEBDA Milosz	2	-	1	3	0.67
6	8	KALEMBKA Tomasz	2	1	-	3	0.67
8	2	KOWALSKI Tomasz	1	-	-	1	0.33
8	19	DLUGOSZ Kamil	1	-	2	3	0.33
-	12	PIOTROWSKI Mateusz	-	-	-	-	
-	15	FERENS Wojciech	-	-	-	-	
-	18	DRYJA Dawid	-	1	-	1	
Others			-	-	-	-	
Total Team			35	9	6	50	11.67





P-3 VOLLEYBALL • Match players ranking

2009 FIVB Boys' Youth World Championship
Classification Places 9-12




Match: 51 **Date:** 04.09.2009 **Spectators:** 80
City: Bassano del Grappa
Hall: Palasport Bassano
Match duration: **Start:** 15:30 **End:** 16:46 **Total:** 1:16

Teams	Sets	1	2	3	4	5	Total
POL	0	22	18	17			57
USA	3	25	25	25			75
Set duration		0:24	0:24	0:22			1:10




POL • Poland



Set

Avg. by set

Rk	No	Name	Running Sets	Faults	Still Sets	Total Attempts	Note
1	11	SZCZUREK Patryk	12	1	43	56	4.00
2	2	KOWALSKI Tomasz	6	-	10	16	2.00
-	1	KACZMAREK Bartosz	-	-	5	5	
-	6	BUCHOWSKI Adrian	-	-	1	1	
-	7	MIKA Mateusz	-	-	2	2	
-	8	KALEMBKA Tomasz	-	-	-	-	
-	10	HEBDA Milosz	-	-	1	1	
-	12	PIOTROWSKI Mateusz	-	-	-	-	
-	15	FERENS Wojciech	-	-	1	1	
-	16	HAIN Piotr	-	-	1	1	
-	19	DLUGOSZ Kamil	-	-	2	2	
-	18	DRYJA Dawid	-	1	-	1	
Others			-	-	-	-	
Total Team			18	2	66	86	6.00



Reception

Eff. %
Limit: 25.00%

Rk	No	Name	Excellents	Faults	Serve Receptions	Total Attempts	Note
1	7	MIKA Mateusz	15	-	11	26	57.69
2	1	KACZMAREK Bartosz	13	1	11	25	48.00
-	19	DLUGOSZ Kamil	3	-	2	5	
-	6	BUCHOWSKI Adrian	2	-	2	4	
-	10	HEBDA Milosz	-	-	1	1	
-	2	KOWALSKI Tomasz	-	-	-	-	
-	11	SZCZUREK Patryk	-	-	-	-	
-	12	PIOTROWSKI Mateusz	-	-	-	-	
-	15	FERENS Wojciech	-	-	-	-	
-	16	HAIN Piotr	-	-	-	-	
-	18	DRYJA Dawid	-	-	-	-	
-	8	KALEMBKA Tomasz	-	1	-	1	
Others			-	-	-	-	
Total Team			33	2	27	62	50.00






P-3 VOLLEYBALL • Match players ranking

2009 FIVB Boys' Youth World Championship
Classification Places 9-12




Match: 51 **Date:** 04.09.2009 **Spectators:** 80
City: Bassano del Grappa
Hall: Palasport Bassano
Match duration: **Start:** 15:30 **End:** 16:46 **Total:** 1:16

Teams	Sets	1	2	3	4	5	Total
POL	0	22	18	17			57
USA	3	25	25	25			75
Set duration		0:24	0:24	0:22			1:10




USA • United States of America



Spike

Succ. %
Limit: 15.00%

Rk	No	Name	Spikes	Faults	Shots	Total Attempts	Note
1	19	Torres Maurice	14	4	8	26	53.85
2	16	Sander Taylor	11	8	4	23	47.83
-	15	Rowe Spencer	8	1	3	12	
-	6	Davis Dylan	2	1	8	11	
-	7	Dejno Jeremy	2	3	2	7	
-	10	Gibson Nicholas	3	-	1	4	
-	2	Christenson Micah	2	-	-	2	
-	3	Clayton Tanner	-	-	-	-	
-	4	Crabb Taylor	-	-	-	-	
-	14	Olbright David Connor	-	-	-	-	
-	18	Taylor Joshua	-	-	-	-	
Others			-	-	-	-	
Total Team			42	17	26	85	49.41



Block

Avg. by set

Rk	No	Name	Kill Blocks	Faults	Rebounds	Total Attempts	Note
1	15	Rowe Spencer	5	4	5	14	1.67
2	2	Christenson Micah	1	-	2	3	0.33
2	19	Torres Maurice	1	1	2	4	0.33
2	16	Sander Taylor	1	2	1	4	0.33
-	3	Clayton Tanner	-	-	-	-	
-	4	Crabb Taylor	-	-	-	-	
-	7	Dejno Jeremy	-	-	1	1	
-	10	Gibson Nicholas	-	-	-	-	
-	14	Olbright David Connor	-	-	-	-	
-	18	Taylor Joshua	-	-	-	-	
-	6	Davis Dylan	-	2	4	6	
Others			-	-	-	-	
Total Team			8	9	15	32	2.67





P-3 VOLLEYBALL • Match players ranking

2009 FIVB Boys' Youth World Championship Classification Places 9-12




Match: 51 **Date:** 04.09.2009 **Spectators:** 80
City: Bassano del Grappa
Hall: Palasport Bassano
Match duration: **Start:** 15:30 **End:** 16:46 **Total:** 1:16

Teams	Sets	1	2	3	4	5	Total
POL	0	22	18	17			57
USA	3	25	25	25			75
Set duration		0:24	0:24	0:22			1:10



USA • United States of America




Serve

Avg. by set

Rk	No	Name	Aces	Faults	Serve Hits	Total Attempts	Note
1	16	Sander Taylor	1	3	13	17	0.33
-	3	Clayton Tanner	-	-	1	1	
-	4	Crabb Taylor	-	-	-	-	
-	6	Davis Dylan	-	-	15	15	
-	10	Gibson Nicholas	-	-	2	2	
-	14	Olbright David Connor	-	-	-	-	
-	15	Rowe Spencer	-	-	8	8	
-	18	Taylor Joshua	-	-	-	-	
-	2	Christenson Micah	-	2	16	18	
-	7	Dejno Jeremy	-	2	3	5	
-	19	Torres Maurice	-	4	3	7	
Others			-	-	-	-	
Total Team			1	11	61	73	0.33

Team

Opponent errors & Team faults	24	-		24	
-------------------------------	----	---	--	----	--



Dig

Avg. by set

Rk	No	Name	Digs	Faults	Receptions	Total Attempts	Note
1	4	Crabb Taylor	11	2	-	13	3.67
2	7	Dejno Jeremy	9	-	-	9	3.00
3	16	Sander Taylor	8	1	2	11	2.67
4	2	Christenson Micah	7	2	1	10	2.33
5	19	Torres Maurice	6	-	1	7	2.00
6	6	Davis Dylan	2	1	2	5	0.67
-	3	Clayton Tanner	-	-	-	-	
-	10	Gibson Nicholas	-	-	-	-	
-	14	Olbright David Connor	-	-	-	-	
-	18	Taylor Joshua	-	-	-	-	
-	15	Rowe Spencer	-	2	-	2	
Others			-	-	-	-	
Total Team			43	8	6	57	14.33






P-3 VOLLEYBALL • Match players ranking

2009 FIVB Boys' Youth World Championship
Classification Places 9-12




Match: 51 **Date:** 04.09.2009 **Spectators:** 80
City: Bassano del Grappa
Hall: Palasport Bassano
Match duration: **Start:** 15:30 **End:** 16:46 **Total:** 1:16

Teams	Sets	1	2	3	4	5	Total
POL	0	22	18	17			57
USA	3	25	25	25			75
Set duration		0:24	0:24	0:22			1:10




USA • United States of America



Set

Avg. by set

Rk	No	Name	Running Sets	Faults	Still Sets	Total Attempts	Note
1	2	Christenson Micah	21	-	52	73	7.00
-	3	Clayton Tanner	-	-	-	-	
-	4	Crabb Taylor	-	-	5	5	
-	6	Davis Dylan	-	-	2	2	
-	7	Dejno Jeremy	-	-	1	1	
-	10	Gibson Nicholas	-	-	-	-	
-	14	Olbright David Connor	-	-	-	-	
-	15	Rowe Spencer	-	-	1	1	
-	16	Sander Taylor	-	-	-	-	
-	18	Taylor Joshua	-	-	-	-	
-	19	Torres Maurice	-	-	-	-	
Others			-	-	-	-	
Total Team			21	-	61	82	7.00



Reception

Eff. %
Limit: 25.00%

Rk	No	Name	Excellents	Faults	Serve Receptions	Total Attempts	Note
1	16	Sander Taylor	14	-	8	22	63.64
2	4	Crabb Taylor	9	2	5	16	43.75
-	7	Dejno Jeremy	5	-	6	11	
-	10	Gibson Nicholas	1	1	-	2	
-	2	Christenson Micah	-	-	-	-	
-	3	Clayton Tanner	-	-	-	-	
-	6	Davis Dylan	-	-	-	-	
-	14	Olbright David Connor	-	-	-	-	
-	15	Rowe Spencer	-	-	-	-	
-	18	Taylor Joshua	-	-	-	-	
-	19	Torres Maurice	-	-	-	-	
Others			-	-	-	-	
Total Team			29	3	19	51	50.98

