



P-3 VOLLEYBALL • Match players ranking

2009 FIVB Boys' Youth World Championship
Pool G - Round 2 / Places 9-16



Match: 48 **Date:** 03.09.2009 **Spectators:** 80
City: Bassano del Grappa
Hall: Palasport Bassano
Match duration: **Start:** 18:00 **End:** 19:41 **Total:** 1:41

Teams	Sets	1	2	3	4	5	Total
FRA	3	25	25	21	25		96
PUR	1	23	17	25	18		83
Set duration		0:24	0:21	0:24	0:23		1:32



FRA • France



Spike

Succ. %
Limit: 15.00%

Rk	No	Name	Spikes	Faults	Shots	Total Attempts	Note
1	1	Ragondet Olivier	11	5	6	22	50.00
2	14	Rabiller Stanislas	11	5	11	27	40.74
3	9	Ngapeth Earvin	7	7	5	19	36.84
-	12	Bruckert Thiébault	8	1	5	14	
-	3	Burel Nicolas	4	1	2	7	
-	11	Talia Maoni	-	5	2	7	
-	16	Oriol Jean	3	-	1	4	
-	10	Petro Tchen	1	1	1	3	
-	2	Guelle David	-	-	-	-	
-	7	Le Goff Nicolas	-	-	-	-	
-	13	Accambray Mickaël	-	-	-	-	
-	15	Duée Ludovic	-	-	-	-	
Others			-	-	-	-	
Total Team			45	25	33	103	43.69



Block

Avg. by set

Rk	No	Name	Kill Blocks	Faults	Rebounds	Total Attempts	Note
1	16	Oriol Jean	4	5	-	9	1.00
2	12	Bruckert Thiébault	3	-	1	4	0.75
2	3	Burel Nicolas	3	5	2	10	0.75
4	9	Ngapeth Earvin	2	3	2	7	0.50
5	11	Talia Maoni	1	2	-	3	0.25
-	2	Guelle David	-	-	-	-	
-	7	Le Goff Nicolas	-	-	-	-	
-	10	Petro Tchen	-	-	-	-	
-	13	Accambray Mickaël	-	-	-	-	
-	15	Duée Ludovic	-	-	-	-	
-	1	Ragondet Olivier	-	4	3	7	
-	14	Rabiller Stanislas	-	3	1	4	
Others			-	-	-	-	
Total Team			13	22	9	44	3.25





P-3 VOLLEYBALL • Match players ranking

2009 FIVB Boys' Youth World Championship
Pool G - Round 2 / Places 9-16




Match: 48 **Date:** 03.09.2009 **Spectators:** 80
City: Bassano del Grappa
Hall: Palasport Bassano
Match duration: **Start:** 18:00 **End:** 19:41 **Total:** 1:41

Teams	Sets	1	2	3	4	5	Total
FRA	3	25	25	21	25		96
PUR	1	23	17	25	18		83
Set duration		0:24	0:21	0:24	0:23		1:32



FRA • France




Serve

Avg. by set

Rk	No	Name	Aces	Faults	Serve Hits	Total Attempts	Note
1	9	Ngapeth Earvin	3	5	8	16	0.75
2	3	Burel Nicolas	1	-	12	13	0.25
2	16	Oriol Jean	1	2	19	22	0.25
2	12	Bruckert Thiébault	1	2	15	18	0.25
-	2	Guelle David	-	-	1	1	
-	7	Le Goff Nicolas	-	-	-	-	
-	10	Petro Tchen	-	-	3	3	
-	11	Talia Maoni	-	-	2	2	
-	13	Accambray Mickaël	-	-	-	-	
-	15	Duée Ludovic	-	-	-	-	
-	1	Ragondet Olivier	-	1	9	10	
-	14	Rabiller Stanislas	-	2	8	10	
Others			-	-	-	-	
Total Team			6	12	77	95	1.50

Team

Opponent errors & Team faults	32	-		32	
-------------------------------	----	---	--	----	--



Dig

Avg. by set

Rk	No	Name	Digs	Faults	Receptions	Total Attempts	Note
1	16	Oriol Jean	10	1	-	11	2.50
2	15	Duée Ludovic	8	2	1	11	2.00
2	9	Ngapeth Earvin	8	3	1	12	2.00
4	1	Ragondet Olivier	7	2	-	9	1.75
5	12	Bruckert Thiébault	5	2	-	7	1.25
6	14	Rabiller Stanislas	3	2	-	5	0.75
7	11	Talia Maoni	1	-	-	1	0.25
-	3	Burel Nicolas	-	-	-	-	
-	7	Le Goff Nicolas	-	-	-	-	
-	13	Accambray Mickaël	-	-	-	-	
-	2	Guelle David	-	2	-	2	
-	10	Petro Tchen	-	1	-	1	
Others			-	-	-	-	
Total Team			42	15	2	59	10.50






P-3 VOLLEYBALL • Match players ranking

2009 FIVB Boys' Youth World Championship
Pool G - Round 2 / Places 9-16



Match: 48 **Date:** 03.09.2009 **Spectators:** 80
City: Bassano del Grappa
Hall: Palasport Bassano
Match duration: **Start:** 18:00 **End:** 19:41 **Total:** 1:41

Teams	Sets	1	2	3	4	5	Total
FRA	3	25	25	21	25		96
PUR	1	23	17	25	18		83
Set duration		0:24	0:21	0:24	0:23		1:32



FRA • France



Set

Avg. by set

Rk	No	Name	Running Sets	Faults	Still Sets	Total Attempts	Note
1	16	Oriol Jean	23	1	58	82	5.75
2	2	Guelle David	2	-	4	6	0.50
-	1	Ragondet Olivier	-	-	1	1	
-	3	Burel Nicolas	-	-	1	1	
-	7	Le Goff Nicolas	-	-	-	-	
-	9	Ngapeth Earvin	-	-	6	6	
-	10	Petro Tchen	-	-	-	-	
-	11	Talia Maoni	-	-	-	-	
-	12	Bruckert Thiébault	-	-	5	5	
-	13	Accambray Mickaël	-	-	-	-	
-	14	Rabiller Stanislas	-	-	3	3	
-	15	Duée Ludovic	-	-	-	-	
Others			-	-	-	-	
Total Team			25	1	78	104	6.25



Reception

Eff. %
Limit: 25.00%

Rk	No	Name	Excellents	Faults	Serve Receptions	Total Attempts	Note
1	1	Ragondet Olivier	14	2	10	26	46.15
1	15	Duée Ludovic	14	2	10	26	46.15
-	9	Ngapeth Earvin	5	1	10	16	
-	10	Petro Tchen	2	-	-	2	
-	2	Guelle David	-	-	-	-	
-	3	Burel Nicolas	-	-	-	-	
-	7	Le Goff Nicolas	-	-	-	-	
-	11	Talia Maoni	-	-	-	-	
-	12	Bruckert Thiébault	-	-	-	-	
-	13	Accambray Mickaël	-	-	-	-	
-	14	Rabiller Stanislas	-	-	-	-	
-	16	Oriol Jean	-	-	-	-	
Others			-	-	-	-	
Total Team			35	5	30	70	42.86





P-3 VOLLEYBALL • Match players ranking

2009 FIVB Boys' Youth World Championship
Pool G - Round 2 / Places 9-16



Match: 48 **Date:** 03.09.2009 **Spectators:** 80
City: Bassano del Grappa
Hall: Palasport Bassano
Match duration: **Start:** 18:00 **End:** 19:41 **Total:** 1:41

Teams	Sets	1	2	3	4	5	Total
FRA	3	25	25	21	25		96
PUR	1	23	17	25	18		83
Set duration		0:24	0:21	0:24	0:23		1:32



PUR • Puerto Rico



Spike

Succ. %
Limit: 15.00%

Rk	No	Name	Spikes	Faults	Shots	Total Attempts	Note
1	2	Lopez Jorge Antonio	16	8	7	31	51.61
2	4	Archilla Ricardo	14	8	10	32	43.75
3	12	Rivera Cristian	6	5	6	17	35.29
-	5	Morales Steven	-	4	5	9	
-	3	Burgos Ramon	4	1	3	8	
-	1	Agosto Jedisan Paul	-	1	2	3	
-	7	Pérez Javier	1	-	1	2	
-	9	Ribas Jose	-	-	1	1	
-	15	Mulero Jose Miguel	-	-	-	-	
-	16	Diaz Porfirio	-	-	-	-	
-	19	Solivan Frank	-	-	-	-	
Others			-	-	-	-	
Total Team			41	27	35	103	39.81



Block

Avg. by set

Rk	No	Name	Kill Blocks	Faults	Rebounds	Total Attempts	Note
1	4	Archilla Ricardo	4	3	3	10	1.00
2	1	Agosto Jedisan Paul	3	2	3	8	0.75
2	3	Burgos Ramon	3	3	4	10	0.75
4	7	Pérez Javier	1	-	-	1	0.25
4	2	Lopez Jorge Antonio	1	3	1	5	0.25
-	9	Ribas Jose	-	-	-	-	
-	12	Rivera Cristian	-	-	-	-	
-	15	Mulero Jose Miguel	-	-	-	-	
-	19	Solivan Frank	-	-	-	-	
-	5	Morales Steven	-	3	3	6	
-	16	Diaz Porfirio	-	2	2	4	
Others			-	-	-	-	
Total Team			12	16	16	44	3.00





P-3 VOLLEYBALL • Match players ranking

2009 FIVB Boys' Youth World Championship
Pool G - Round 2 / Places 9-16



Match: 48 **Date:** 03.09.2009 **Spectators:** 80
City: Bassano del Grappa
Hall: Palasport Bassano
Match duration: **Start:** 18:00 **End:** 19:41 **Total:** 1:41

Teams	Sets	1	2	3	4	5	Total
FRA	3	25	25	21	25		96
PUR	1	23	17	25	18		83
Set duration		0:24	0:21	0:24	0:23		1:32



PUR • Puerto Rico



Serve

Avg. by set

Rk	No	Name	Aces	Faults	Serve Hits	Total Attempts	Note
1	2	Lopez Jorge Antonio	3	3	15	21	0.75
2	4	Archilla Ricardo	1	3	10	14	0.25
-	5	Morales Steven	-	-	6	6	
-	7	Pérez Javier	-	-	2	2	
-	15	Mulero Jose Miguel	-	-	-	-	
-	19	Solivan Frank	-	-	-	-	
-	16	Diaz Porfirio	-	1	7	8	
-	3	Burgos Ramon	-	1	5	6	
-	1	Agosto Jedisan Paul	-	2	9	11	
-	9	Ribas Jose	-	1	4	5	
-	12	Rivera Cristian	-	3	8	11	
Others			-	-	-	-	
Total Team			4	14	66	84	1.00

Team

Opponent errors & Team faults	26	-		26	
-------------------------------	----	---	--	----	--



Dig

Avg. by set

Rk	No	Name	Digs	Faults	Receptions	Total Attempts	Note
1	2	Lopez Jorge Antonio	12	2	1	15	3.00
2	15	Mulero Jose Miguel	10	2	-	12	2.50
3	1	Agosto Jedisan Paul	6	3	-	9	1.50
4	4	Archilla Ricardo	5	2	1	8	1.25
5	12	Rivera Cristian	4	-	-	4	1.00
6	5	Morales Steven	1	-	-	1	0.25
6	7	Pérez Javier	1	-	-	1	0.25
6	9	Ribas Jose	1	-	-	1	0.25
6	3	Burgos Ramon	1	1	-	2	0.25
-	16	Diaz Porfirio	-	-	-	-	
-	19	Solivan Frank	-	-	-	-	
Others			-	-	-	-	
Total Team			41	10	2	53	10.25





P-3 VOLLEYBALL • Match players ranking

2009 FIVB Boys' Youth World Championship
Pool G - Round 2 / Places 9-16



Match: 48 **Date:** 03.09.2009 **Spectators:** 80
City: Bassano del Grappa
Hall: Palasport Bassano
Match duration: **Start:** 18:00 **End:** 19:41 **Total:** 1:41

Teams	Sets	1	2	3	4	5	Total
FRA	3	25	25	21	25		96
PUR	1	23	17	25	18		83
Set duration		0:24	0:21	0:24	0:23		1:32



PUR • Puerto Rico



Set

Avg. by set

Rk	No	Name	Running Sets	Faults	Still Sets	Total Attempts	Note
1	1	Agosto Jedisan Paul	17	1	57	75	4.25
2	7	Pérez Javier	4	-	7	11	1.00
-	2	Lopez Jorge Antonio	-	-	1	1	
-	3	Burgos Ramon	-	-	-	-	
-	4	Archilla Ricardo	-	-	-	-	
-	9	Ribas Jose	-	-	1	1	
-	12	Rivera Cristian	-	-	1	1	
-	15	Mulero Jose Miguel	-	-	9	9	
-	16	Diaz Porfirio	-	-	-	-	
-	19	Solivan Frank	-	-	-	-	
-	5	Morales Steven	-	1	1	2	
Others			-	-	-	-	
Total Team			21	2	77	100	5.25



Reception

Eff. %
Limit: 25.00%

Rk	No	Name	Excellents	Faults	Serve Receptions	Total Attempts	Note
1	15	Mulero Jose Miguel	14	1	6	21	61.90
2	2	Lopez Jorge Antonio	16	2	12	30	46.67
-	4	Archilla Ricardo	1	1	5	7	
-	9	Ribas Jose	3	-	2	5	
-	3	Burgos Ramon	-	-	1	1	
-	5	Morales Steven	1	-	-	1	
-	1	Agosto Jedisan Paul	-	-	-	-	
-	7	Pérez Javier	-	-	-	-	
-	16	Diaz Porfirio	-	-	-	-	
-	19	Solivan Frank	-	-	-	-	
-	12	Rivera Cristian	1	2	15	18	
Others			-	-	-	-	
Total Team			36	6	41	83	36.14

