




P-3 VOLLEYBALL • Match players ranking

2009 FIVB Boys' Youth World Championship
Pool G - Round 2 / Places 9-16



Match: 46 **Date:** 03.09.2009 **Spectators:** 100
City: Bassano del Grappa
Hall: Palasport Bassano
Match duration: **Start:** 15:30 **End:** 17:09 **Total:** 1:39


Teams	Sets	1	2	3	4	5	Total
JPN	1	25	26	21	14		86
POL	3	27	24	25	25		101
Set duration		0:24	0:23	0:22	0:21		1:30

Spike

Succ. %
Limit: 15.00%

Rk	No	Name	Spikes	Faults	Shots	Total Attempts	Note
1	15	YANAGIDA MASAHIRO	17	9	7	33	51.52
2	2	DEKITA TAKASHI	19	8	13	40	47.50
3	11	HISAHARA DAIKI	8	5	6	19	42.11
-	7	IKEDA JUMPEI	6	-	4	10	
-	6	FUSHIMI YAMATO	5	-	3	8	
-	13	OKADA TAKUMI	2	-	-	2	
-	14	KUBOYAMA SHO	-	-	2	2	
-	1	MAEDA ISSEI	-	-	-	-	
-	3	YAMADA SHUZO	-	-	-	-	
-	5	YOSHIOKA KODAI	-	-	-	-	
-	8	HARUTA HARUYOSHI	-	-	-	-	
-	12	TSURUDA TAIKI	-	-	-	-	
Others			-	-	-	-	
Total Team			57	22	35	114	50.00



Block

Avg. by set

Rk	No	Name	Kill Blocks	Faults	Rebounds	Total Attempts	Note
1	2	DEKITA TAKASHI	1	4	-	5	0.25
-	1	MAEDA ISSEI	-	-	-	-	
-	3	YAMADA SHUZO	-	-	-	-	
-	5	YOSHIOKA KODAI	-	-	-	-	
-	8	HARUTA HARUYOSHI	-	-	-	-	
-	12	TSURUDA TAIKI	-	-	-	-	
-	13	OKADA TAKUMI	-	-	-	-	
-	11	HISAHARA DAIKI	-	3	6	9	
-	14	KUBOYAMA SHO	-	4	5	9	
-	6	FUSHIMI YAMATO	-	4	1	5	
-	15	YANAGIDA MASAHIRO	-	5	1	6	
-	7	IKEDA JUMPEI	-	6	1	7	
Others			-	-	-	-	
Total Team			1	26	14	41	0.25






P-3 VOLLEYBALL • Match players ranking

2009 FIVB Boys' Youth World Championship
Pool G - Round 2 / Places 9-16



Match: 46 **Date:** 03.09.2009 **Spectators:** 100
City: Bassano del Grappa
Hall: Palasport Bassano
Match duration: **Start:** 15:30 **End:** 17:09 **Total:** 1:39

Teams	Sets	1	2	3	4	5	Total
JPN	1	25	26	21	14		86
POL	3	27	24	25	25		101
Set duration		0:24	0:23	0:22	0:21		1:30


Serve

Avg. by set

Rk	No	Name	Aces	Faults	Serve Hits	Total Attempts	Note
1	2	DEKITA TAKASHI	1	2	12	15	0.25
1	8	HARUTA HARUYOSHI	1	3	-	4	0.25
-	1	MAEDA ISSEI	-	-	-	-	
-	3	YAMADA SHUZO	-	-	-	-	
-	6	FUSHIMI YAMATO	-	-	9	9	
-	11	HISAHARA DAIKI	-	-	14	14	
-	12	TSURUDA TAIKI	-	-	-	-	
-	13	OKADA TAKUMI	-	-	-	-	
-	15	YANAGIDA MASAHIRO	-	-	18	18	
-	14	KUBOYAMA SHO	-	1	13	14	
-	7	IKEDA JUMPEI	-	1	11	12	
-	5	YOSHIOKA KODAI	-	1	-	1	
Others			-	-	-	-	
Total Team			2	8	77	87	0.50

Team

Opponent errors & Team faults	26	-		26	
-------------------------------	----	---	--	----	--



Dig

Avg. by set

Rk	No	Name	Digs	Faults	Receptions	Total Attempts	Note
1	12	TSURUDA TAIKI	14	6	3	23	3.50
2	14	KUBOYAMA SHO	10	3	4	17	2.50
3	15	YANAGIDA MASAHIRO	6	4	1	11	1.50
4	11	HISAHARA DAIKI	5	4	1	10	1.25
5	2	DEKITA TAKASHI	4	3	-	7	1.00
6	7	IKEDA JUMPEI	1	-	-	1	0.25
6	6	FUSHIMI YAMATO	1	1	-	2	0.25
-	1	MAEDA ISSEI	-	-	-	-	
-	3	YAMADA SHUZO	-	-	-	-	
-	5	YOSHIOKA KODAI	-	-	1	1	
-	8	HARUTA HARUYOSHI	-	-	-	-	
-	13	OKADA TAKUMI	-	-	-	-	
Others			-	-	-	-	
Total Team			41	21	10	72	10.25






P-3 VOLLEYBALL • Match players ranking

2009 FIVB Boys' Youth World Championship
Pool G - Round 2 / Places 9-16



Match: 46 **Date:** 03.09.2009 **Spectators:** 100
City: Bassano del Grappa
Hall: Palasport Bassano
Match duration: **Start:** 15:30 **End:** 17:09 **Total:** 1:39


Teams	Sets	1	2	3	4	5	Total
JPN	1	25	26	21	14		86
POL	3	27	24	25	25		101
Set duration		0:24	0:23	0:22	0:21		1:30

Set

Avg. by set

Rk	No	Name	Running Sets	Faults	Still Sets	Total Attempts	Note
1	14	KUBOYAMA SHO	23	-	76	99	5.75
2	2	DEKITA TAKASHI	1	-	-	1	0.25
-	1	MAEDA ISSEI	-	-	2	2	
-	3	YAMADA SHUZO	-	-	-	-	
-	5	YOSHIOKA KODAI	-	-	-	-	
-	6	FUSHIMI YAMATO	-	-	-	-	
-	7	IKEDA JUMPEI	-	-	1	1	
-	8	HARUTA HARUYOSHI	-	-	-	-	
-	11	HISAHARA DAIKI	-	-	1	1	
-	12	TSURUDA TAIKI	-	-	9	9	
-	13	OKADA TAKUMI	-	-	1	1	
-	15	YANAGIDA MASAHIRO	-	-	3	3	
Others			-	-	-	-	
Total Team			24	-	93	117	6.00



Reception

Eff. %
Limit: 25.00%

Rk	No	Name	Excellents	Faults	Serve Receptions	Total Attempts	Note
1	11	HISAHARA DAIKI	14	-	26	40	35.00
2	15	YANAGIDA MASAHIRO	14	4	15	33	30.30
-	12	TSURUDA TAIKI	6	1	5	12	
-	5	YOSHIOKA KODAI	-	-	2	2	
-	7	IKEDA JUMPEI	1	-	-	1	
-	1	MAEDA ISSEI	-	-	-	-	
-	2	DEKITA TAKASHI	-	-	-	-	
-	3	YAMADA SHUZO	-	-	-	-	
-	6	FUSHIMI YAMATO	-	-	-	-	
-	8	HARUTA HARUYOSHI	-	-	-	-	
-	13	OKADA TAKUMI	-	-	-	-	
-	14	KUBOYAMA SHO	-	-	-	-	
Others			-	-	-	-	
Total Team			35	5	48	88	34.09





P-3 VOLLEYBALL • Match players ranking

2009 FIVB Boys' Youth World Championship
Pool G - Round 2 / Places 9-16




Match: 46 **Date:** 03.09.2009 **Spectators:** 100
City: Bassano del Grappa
Hall: Palasport Bassano
Match duration: **Start:** 15:30 **End:** 17:09 **Total:** 1:39

Teams	Sets	1	2	3	4	5	Total
JPN	1	25	26	21	14		86
POL	3	27	24	25	25		101
Set duration		0:24	0:23	0:22	0:21		1:30




POL • Poland



Spike

Succ. %
Limit: 15.00%

Rk	No	Name	Spikes	Faults	Shots	Total Attempts	Note
1	16	HAIN Piotr	12	3	2	17	70.59
2	6	BUCHOWSKI Adrian	11	3	8	22	50.00
3	10	HEBDA Milosz	19	7	15	41	46.34
-	7	MIKA Mateusz	7	1	6	14	
-	8	KALEMBKA Tomasz	7	1	3	11	
-	11	SZCZUREK Patryk	2	-	2	4	
-	18	DRYJA Dawid	2	-	-	2	
-	15	FERENS Wojciech	1	-	-	1	
-	19	DLUGOSZ Kamil	-	-	1	1	
-	1	KACZMAREK Bartosz	-	-	-	-	
-	2	KOWALSKI Tomasz	-	-	-	-	
-	12	PIOTROWSKI Mateusz	-	-	-	-	
Others			-	-	-	-	
Total Team			61	15	37	113	53.98



Block

Avg. by set

Rk	No	Name	Kill Blocks	Faults	Rebounds	Total Attempts	Note
1	11	SZCZUREK Patryk	4	6	4	14	1.00
2	6	BUCHOWSKI Adrian	3	1	2	6	0.75
3	8	KALEMBKA Tomasz	2	5	6	13	0.50
4	7	MIKA Mateusz	1	-	1	2	0.25
4	10	HEBDA Milosz	1	5	3	9	0.25
-	1	KACZMAREK Bartosz	-	-	-	-	
-	12	PIOTROWSKI Mateusz	-	-	-	-	
-	15	FERENS Wojciech	-	-	-	-	
-	19	DLUGOSZ Kamil	-	-	-	-	
-	16	HAIN Piotr	-	6	5	11	
-	2	KOWALSKI Tomasz	-	1	-	1	
-	18	DRYJA Dawid	-	1	-	1	
Others			-	-	-	-	
Total Team			11	25	21	57	2.75





P-3 VOLLEYBALL • Match players ranking

2009 FIVB Boys' Youth World Championship
Pool G - Round 2 / Places 9-16




Match: 46 **Date:** 03.09.2009 **Spectators:** 100
City: Bassano del Grappa
Hall: Palasport Bassano
Match duration: **Start:** 15:30 **End:** 17:09 **Total:** 1:39

Teams	Sets	1	2	3	4	5	Total
JPN	1	25	26	21	14		86
POL	3	27	24	25	25		101
Set duration		0:24	0:23	0:22	0:21		1:30



POL • Poland




Serve

Avg. by set

Rk	No	Name	Aces	Faults	Serve Hits	Total Attempts	Note
1	10	HEBDA Milosz	3	6	10	19	0.75
2	11	SZCZUREK Patryk	1	1	17	19	0.25
-	1	KACZMAREK Bartosz	-	-	-	-	
-	7	MIKA Mateusz	-	-	16	16	
-	12	PIOTROWSKI Mateusz	-	-	-	-	
-	15	FERENS Wojciech	-	-	-	-	
-	18	DRYJA Dawid	-	-	1	1	
-	19	DLUGOSZ Kamil	-	-	-	-	
-	8	KALEMBKA Tomasz	-	1	14	15	
-	16	HAIN Piotr	-	1	14	15	
-	6	BUCHOWSKI Adrian	-	2	12	14	
-	2	KOWALSKI Tomasz	-	1	-	1	
Others			-	-	-	-	
Total Team			4	12	84	100	1.00

Team

Opponent errors & Team faults	25	-		25	
-------------------------------	----	---	--	----	--



Dig

Avg. by set

Rk	No	Name	Digs	Faults	Receptions	Total Attempts	Note
1	1	KACZMAREK Bartosz	13	5	1	19	3.25
2	7	MIKA Mateusz	10	2	-	12	2.50
3	6	BUCHOWSKI Adrian	9	1	-	10	2.25
4	10	HEBDA Milosz	5	5	1	11	1.25
5	8	KALEMBKA Tomasz	3	-	-	3	0.75
5	11	SZCZUREK Patryk	3	-	-	3	0.75
-	2	KOWALSKI Tomasz	-	-	-	-	
-	12	PIOTROWSKI Mateusz	-	-	-	-	
-	15	FERENS Wojciech	-	-	-	-	
-	16	HAIN Piotr	-	-	-	-	
-	18	DRYJA Dawid	-	-	-	-	
-	19	DLUGOSZ Kamil	-	-	-	-	
Others			-	-	-	-	
Total Team			43	13	2	58	10.75





P-3 VOLLEYBALL • Match players ranking

2009 FIVB Boys' Youth World Championship
Pool G - Round 2 / Places 9-16




Match: 46 **Date:** 03.09.2009 **Spectators:** 100
City: Bassano del Grappa
Hall: Palasport Bassano
Match duration: **Start:** 15:30 **End:** 17:09 **Total:** 1:39

Teams	Sets	1	2	3	4	5	Total
JPN	1	25	26	21	14		86
POL	3	27	24	25	25		101
Set duration		0:24	0:23	0:22	0:21		1:30




POL • Poland



Set

Avg. by set

Rk	No	Name	Running Sets	Faults	Still Sets	Total Attempts	Note
1	11	SZCZUREK Patryk	33	1	68	102	8.25
-	1	KACZMAREK Bartosz	-	-	3	3	
-	2	KOWALSKI Tomasz	-	-	3	3	
-	6	BUCHOWSKI Adrian	-	-	1	1	
-	7	MIKA Mateusz	-	-	-	-	
-	8	KALEMBKA Tomasz	-	-	2	2	
-	10	HEBDA Milosz	-	-	-	-	
-	12	PIOTROWSKI Mateusz	-	-	-	-	
-	15	FERENS Wojciech	-	-	-	-	
-	16	HAIN Piotr	-	-	1	1	
-	18	DRYJA Dawid	-	-	-	-	
-	19	DLUGOSZ Kamil	-	-	-	-	
Others			-	-	-	-	
Total Team			33	1	78	112	8.25



Reception

Eff. %
Limit: 25.00%

Rk	No	Name	Excellents	Faults	Serve Receptions	Total Attempts	Note
1	6	BUCHOWSKI Adrian	18	-	6	24	75.00
2	1	KACZMAREK Bartosz	16	2	6	24	58.33
3	7	MIKA Mateusz	16	-	12	28	57.14
-	8	KALEMBKA Tomasz	1	1	-	2	
-	11	SZCZUREK Patryk	-	-	1	1	
-	2	KOWALSKI Tomasz	-	-	-	-	
-	10	HEBDA Milosz	-	-	-	-	
-	12	PIOTROWSKI Mateusz	-	-	-	-	
-	15	FERENS Wojciech	-	-	-	-	
-	16	HAIN Piotr	-	-	-	-	
-	18	DRYJA Dawid	-	-	-	-	
-	19	DLUGOSZ Kamil	-	-	-	-	
Others			-	-	-	-	
Total Team			51	3	25	79	60.76

