



P-3 VOLLEYBALL • Match players ranking

2009 FIVB Boys' Youth World Championship
Pool G - Round 2 / Places 9-16



Match: 38 **Date:** 02.09.2009 **Spectators:** 70
City: Bassano del Grappa
Hall: Palasport Bassano
Match duration: **Start:** 15:30 **End:** 17:28 **Total:** 1:58

Teams	Sets	1	2	3	4	5	Total
POL	2	25	25	22	18	9	99
FRA	3	16	21	25	25	15	102
Set duration		0:21	0:25	0:23	0:24	0:13	1:46



POL • Poland



Spike

Succ. %
Limit: 15.00%

Rk	No	Name	Spikes	Faults	Shots	Total Attempts	Note
1	6	BUCHOWSKI Adrian	15	6	10	31	48.39
2	10	HEBDA Milosz	16	9	12	37	43.24
3	16	HAIN Piotr	9	1	11	21	42.86
4	7	MIKA Mateusz	11	5	11	27	40.74
-	8	KALEMBKA Tomasz	1	3	6	10	
-	18	DRYJA Dawid	2	1	1	4	
-	19	DLUGOSZ Kamil	1	2	-	3	
-	11	SZCZUREK Patryk	-	-	2	2	
-	15	FERENS Wojciech	-	2	-	2	
-	12	PIOTROWSKI Mateusz	1	-	-	1	
-	1	KACZMAREK Bartosz	-	-	-	-	
-	2	KOWALSKI Tomasz	-	-	-	-	
Others			-	-	-	-	
Total Team			56	29	53	138	40.58



Block

Avg. by set

Rk	No	Name	Kill Blocks	Faults	Rebounds	Total Attempts	Note
1	10	HEBDA Milosz	3	2	2	7	0.60
2	16	HAIN Piotr	2	6	5	13	0.40
3	6	BUCHOWSKI Adrian	1	2	1	4	0.20
3	7	MIKA Mateusz	1	5	2	8	0.20
3	11	SZCZUREK Patryk	1	2	-	3	0.20
3	18	DRYJA Dawid	1	4	1	6	0.20
3	8	KALEMBKA Tomasz	1	4	-	5	0.20
-	1	KACZMAREK Bartosz	-	-	-	-	
-	2	KOWALSKI Tomasz	-	-	-	-	
-	12	PIOTROWSKI Mateusz	-	-	-	-	
-	19	DLUGOSZ Kamil	-	-	-	-	
-	15	FERENS Wojciech	-	1	-	1	
Others			-	-	-	-	
Total Team			10	26	11	47	2.00





P-3 VOLLEYBALL • Match players ranking

2009 FIVB Boys' Youth World Championship
Pool G - Round 2 / Places 9-16




Match: 38 **Date:** 02.09.2009 **Spectators:** 70
City: Bassano del Grappa
Hall: Palasport Bassano
Match duration: **Start:** 15:30 **End:** 17:28 **Total:** 1:58

Teams	Sets	1	2	3	4	5	Total
POL	2	25	25	22	18	9	99
FRA	3	16	21	25	25	15	102
Set duration		0:21	0:25	0:23	0:24	0:13	1:46



POL • Poland




Serve

Avg. by set

Rk	No	Name	Aces	Faults	Serve Hits	Total Attempts	Note
1	16	HAIN Piotr	2	1	20	23	0.40
2	7	MIKA Mateusz	1	1	10	12	0.20
2	18	DRYJA Dawid	1	1	3	5	0.20
2	6	BUCHOWSKI Adrian	1	4	13	18	0.20
-	1	KACZMAREK Bartosz	-	-	-	-	
-	2	KOWALSKI Tomasz	-	-	2	2	
-	12	PIOTROWSKI Mateusz	-	-	-	-	
-	15	FERENS Wojciech	-	-	2	2	
-	10	HEBDA Milosz	-	1	9	10	
-	8	KALEMBKA Tomasz	-	2	10	12	
-	11	SZCZUREK Patryk	-	5	10	15	
-	19	DLUGOSZ Kamil	-	1	-	1	
Others			-	-	-	-	
Total Team			5	16	79	100	1.00

Team

Opponent errors & Team faults	28	-		28	
-------------------------------	----	---	--	----	--



Dig

Avg. by set

Rk	No	Name	Digs	Faults	Receptions	Total Attempts	Note
1	1	KACZMAREK Bartosz	24	4	-	28	4.80
2	6	BUCHOWSKI Adrian	12	2	-	14	2.40
3	16	HAIN Piotr	11	2	-	13	2.20
4	10	HEBDA Milosz	8	3	-	11	1.60
5	11	SZCZUREK Patryk	7	1	-	8	1.40
5	7	MIKA Mateusz	7	3	-	10	1.40
7	15	FERENS Wojciech	2	-	-	2	0.40
8	2	KOWALSKI Tomasz	1	1	-	2	0.20
8	8	KALEMBKA Tomasz	1	3	-	4	0.20
-	12	PIOTROWSKI Mateusz	-	-	-	-	
-	19	DLUGOSZ Kamil	-	-	-	-	
-	18	DRYJA Dawid	-	1	1	2	
Others			-	-	-	-	
Total Team			73	20	1	94	14.60





P-3 VOLLEYBALL • Match players ranking

2009 FIVB Boys' Youth World Championship
Pool G - Round 2 / Places 9-16



Match: 38 **Date:** 02.09.2009 **Spectators:** 70
City: Bassano del Grappa
Hall: Palasport Bassano
Match duration: **Start:** 15:30 **End:** 17:28 **Total:** 1:58

Teams	Sets	1	2	3	4	5	Total
POL	2	25	25	22	18	9	99
FRA	3	16	21	25	25	15	102
Set duration		0:21	0:25	0:23	0:24	0:13	1:46




POL • Poland



Set

Avg. by set

Rk	No	Name	Running Sets	Faults	Still Sets	Total Attempts	Note
1	11	SZCZUREK Patryk	41	1	66	108	8.20
2	2	KOWALSKI Tomasz	5	-	7	12	1.00
-	1	KACZMAREK Bartosz	-	-	4	4	
-	6	BUCHOWSKI Adrian	-	-	1	1	
-	7	MIKA Mateusz	-	-	3	3	
-	8	KALEMBKA Tomasz	-	-	1	1	
-	10	HEBDA Milosz	-	-	-	-	
-	12	PIOTROWSKI Mateusz	-	-	-	-	
-	15	FERENS Wojciech	-	-	-	-	
-	16	HAIN Piotr	-	-	4	4	
-	18	DRYJA Dawid	-	-	-	-	
-	19	DLUGOSZ Kamil	-	-	-	-	
Others			-	-	-	-	
Total Team			46	1	86	133	9.20



Reception

Eff. %
Limit: 25.00%

Rk	No	Name	Excellents	Faults	Serve Receptions	Total Attempts	Note
1	7	MIKA Mateusz	24	1	17	42	54.76
2	1	KACZMAREK Bartosz	11	2	12	25	36.00
-	6	BUCHOWSKI Adrian	8	2	7	17	
-	15	FERENS Wojciech	2	-	1	3	
-	18	DRYJA Dawid	1	-	1	2	
-	19	DLUGOSZ Kamil	-	-	1	1	
-	2	KOWALSKI Tomasz	-	-	-	-	
-	8	KALEMBKA Tomasz	-	-	-	-	
-	10	HEBDA Milosz	-	-	-	-	
-	11	SZCZUREK Patryk	-	-	-	-	
-	12	PIOTROWSKI Mateusz	-	-	-	-	
-	16	HAIN Piotr	-	1	1	2	
Others			-	-	-	-	
Total Team			46	6	40	92	43.48






P-3 VOLLEYBALL • Match players ranking

2009 FIVB Boys' Youth World Championship
Pool G - Round 2 / Places 9-16



Match: 38 **Date:** 02.09.2009 **Spectators:** 70
City: Bassano del Grappa
Hall: Palasport Bassano
Match duration: **Start:** 15:30 **End:** 17:28 **Total:** 1:58

Teams	Sets	1	2	3	4	5	Total
POL	2	25	25	22	18	9	99
FRA	3	16	21	25	25	15	102
Set duration		0:21	0:25	0:23	0:24	0:13	1:46



FRA • France



Spike

Succ. %
Limit: 15.00%

Rk	No	Name	Spikes	Faults	Shots	Total Attempts	Note
1	9	Ngapeth Earvin	13	4	7	24	54.17
2	1	Ragondet Olivier	10	5	11	26	38.46
3	13	Accambray Mickaël	8	4	12	24	33.33
-	12	Bruckert Thiébault	9	2	3	14	
-	3	Burel Nicolas	6	2	1	9	
-	11	Talia Maoni	1	4	2	7	
-	16	Oriol Jean	3	1	1	5	
-	10	Petro Tchen	2	2	1	5	
-	2	Guelle David	1	-	2	3	
-	7	Le Goff Nicolas	-	-	-	-	
-	14	Rabiller Stanislas	-	-	-	-	
-	15	Duée Ludovic	-	-	-	-	
Others			-	-	-	-	
Total Team			53	24	40	117	45.30



Block

Avg. by set

Rk	No	Name	Kill Blocks	Faults	Rebounds	Total Attempts	Note
1	9	Ngapeth Earvin	3	2	1	6	0.60
2	3	Burel Nicolas	2	-	4	6	0.40
2	12	Bruckert Thiébault	2	6	9	17	0.40
2	16	Oriol Jean	2	2	-	4	0.40
5	1	Ragondet Olivier	1	3	-	4	0.20
5	13	Accambray Mickaël	1	7	-	8	0.20
-	7	Le Goff Nicolas	-	-	-	-	
-	10	Petro Tchen	-	-	-	-	
-	14	Rabiller Stanislas	-	-	-	-	
-	15	Duée Ludovic	-	-	-	-	
-	11	Talia Maoni	-	2	1	3	
-	2	Guelle David	-	1	-	1	
Others			-	-	-	-	
Total Team			11	23	15	49	2.20





P-3 VOLLEYBALL • Match players ranking

2009 FIVB Boys' Youth World Championship
Pool G - Round 2 / Places 9-16



Match: 38 **Date:** 02.09.2009 **Spectators:** 70
City: Bassano del Grappa
Hall: Palasport Bassano
Match duration: **Start:** 15:30 **End:** 17:28 **Total:** 1:58

Teams	Sets	1	2	3	4	5	Total
POL	2	25	25	22	18	9	99
FRA	3	16	21	25	25	15	102
Set duration		0:21	0:25	0:23	0:24	0:13	1:46



FRA • France



Serve

Avg. by set

Rk	No	Name	Aces	Faults	Serve Hits	Total Attempts	Note
1	9	Ngapeth Earvin	2	2	16	20	0.40
-	2	Guelle David	-	-	4	4	
-	7	Le Goff Nicolas	-	-	-	-	
-	10	Petro Tchen	-	-	4	4	
-	11	Talia Maoni	-	-	2	2	
-	12	Bruckert Thiébault	-	-	13	13	
-	14	Rabiller Stanislas	-	-	-	-	
-	15	Duée Ludovic	-	-	-	-	
-	16	Oriol Jean	-	-	18	18	
-	3	Burel Nicolas	-	2	16	18	
-	1	Ragondet Olivier	-	2	11	13	
-	13	Accambray Mickaël	-	3	6	9	
Others			-	-	-	-	
Total Team			2	9	90	101	0.40

Team

Opponent errors & Team faults	36	-		36	
-------------------------------	----	---	--	----	--



Dig

Avg. by set

Rk	No	Name	Digs	Faults	Receptions	Total Attempts	Note
1	1	Ragondet Olivier	12	1	2	15	2.40
2	16	Oriol Jean	11	1	1	13	2.20
3	9	Ngapeth Earvin	8	1	2	11	1.60
3	15	Duée Ludovic	8	1	-	9	1.60
5	12	Bruckert Thiébault	5	2	1	8	1.00
5	13	Accambray Mickaël	5	8	1	14	1.00
7	3	Burel Nicolas	2	-	1	3	0.40
7	10	Petro Tchen	2	2	-	4	0.40
9	11	Talia Maoni	1	-	-	1	0.20
-	7	Le Goff Nicolas	-	-	-	-	
-	14	Rabiller Stanislas	-	-	-	-	
-	2	Guelle David	-	1	1	2	
Others			-	-	-	-	
Total Team			54	17	9	80	10.80






P-3 VOLLEYBALL • Match players ranking

2009 FIVB Boys' Youth World Championship
Pool G - Round 2 / Places 9-16



Match: 38 **Date:** 02.09.2009 **Spectators:** 70
City: Bassano del Grappa
Hall: Palasport Bassano
Match duration: **Start:** 15:30 **End:** 17:28 **Total:** 1:58

Teams	Sets	1	2	3	4	5	Total
POL	2	25	25	22	18	9	99
FRA	3	16	21	25	25	15	102
Set duration		0:21	0:25	0:23	0:24	0:13	1:46



FRA • France



Set

Avg. by set

Rk	No	Name	Running Sets	Faults	Still Sets	Total Attempts	Note
1	16	Oriol Jean	13	1	44	58	2.60
2	2	Guelle David	4	-	26	30	0.80
-	7	Le Goff Nicolas	-	-	-	-	
-	9	Ngapeth Earvin	-	-	3	3	
-	10	Petro Tchen	-	-	-	-	
-	11	Talia Maoni	-	-	-	-	
-	12	Bruckert Thiébault	-	-	2	2	
-	13	Accambray Mickaël	-	-	2	2	
-	14	Rabiller Stanislas	-	-	-	-	
-	15	Duée Ludovic	-	-	4	4	
-	1	Ragondet Olivier	-	1	3	4	
-	3	Burel Nicolas	-	1	-	1	
Others			-	-	-	-	
Total Team			17	3	84	104	3.40



Reception

Eff. %
Limit: 25.00%

Rk	No	Name	Excellents	Faults	Serve Receptions	Total Attempts	Note
1	1	Ragondet Olivier	12	1	16	29	37.93
2	10	Petro Tchen	11	2	12	25	36.00
-	9	Ngapeth Earvin	10	1	8	19	
-	15	Duée Ludovic	4	1	4	9	
-	12	Bruckert Thiébault	1	-	-	1	
-	3	Burel Nicolas	-	-	-	-	
-	7	Le Goff Nicolas	-	-	-	-	
-	11	Talia Maoni	-	-	-	-	
-	13	Accambray Mickaël	-	-	-	-	
-	14	Rabiller Stanislas	-	-	-	-	
-	16	Oriol Jean	-	-	-	-	
-	2	Guelle David	-	1	-	1	
Others			-	-	-	-	
Total Team			38	6	40	84	38.10

