



P-3 VOLLEYBALL • Match players ranking

2009 FIVB Boys' Youth World Championship
Pool H - Round 2 / Places 9-16




Match: 36 **Date:** 02.09.2009 **Spectators:** 80
City: Bassano del Grappa
Hall: Palasport Bassano
Match duration: **Start:** 12:30 **End:** 13:43 **Total:** 1:13

Teams	Sets	1	2	3	4	5	Total
USA	3	25	25	25			75
EGY	0	21	16	18			55
Set duration		0:23	0:22	0:22			1:07




USA • United States of America



Spike

Succ. %
Limit: 15.00%

Rk	No	Name	Spikes	Faults	Shots	Total Attempts	Note
1	16	Sander Taylor	16	5	4	25	64.00
2	7	Dejno Jeremy	11	3	6	20	55.00
3	18	Taylor Joshua	7	3	8	18	38.89
-	15	Rowe Spencer	6	1	5	12	
-	6	Davis Dylan	3	3	3	9	
-	2	Christenson Micah	-	-	1	1	
-	3	Clayton Tanner	1	-	-	1	
-	10	Gibson Nicholas	1	-	-	1	
-	19	Torres Maurice	1	-	-	1	
-	4	Crabb Taylor	-	-	-	-	
-	12	Mottram Evan	-	-	-	-	
-	14	Olbright David Connor	-	-	-	-	
Others			-	-	-	-	
Total Team			46	15	27	88	52.27



Block

Avg. by set

Rk	No	Name	Kill Blocks	Faults	Rebounds	Total Attempts	Note
1	7	Dejno Jeremy	2	3	-	5	0.67
1	18	Taylor Joshua	2	3	-	5	0.67
3	2	Christenson Micah	1	-	-	1	0.33
3	16	Sander Taylor	1	2	1	4	0.33
-	3	Clayton Tanner	-	-	1	1	
-	4	Crabb Taylor	-	-	-	-	
-	10	Gibson Nicholas	-	-	-	-	
-	12	Mottram Evan	-	-	-	-	
-	14	Olbright David Connor	-	-	-	-	
-	15	Rowe Spencer	-	-	7	7	
-	6	Davis Dylan	-	1	2	3	
-	19	Torres Maurice	-	1	-	1	
Others			-	-	-	-	
Total Team			6	10	11	27	2.00





P-3 VOLLEYBALL • Match players ranking

2009 FIVB Boys' Youth World Championship
Pool H - Round 2 / Places 9-16




Match: 36 **Date:** 02.09.2009 **Spectators:** 80
City: Bassano del Grappa
Hall: Palasport Bassano
Match duration: **Start:** 12:30 **End:** 13:43 **Total:** 1:13

Teams	Sets	1	2	3	4	5	Total
USA	3	25	25	25			75
EGY	0	21	16	18			55
Set duration		0:23	0:22	0:22			1:07



USA • United States of America




Serve

Avg. by set

Rk	No	Name	Aces	Faults	Serve Hits	Total Attempts	Note
1	16	Sander Taylor	3	3	10	16	1.00
2	6	Davis Dylan	2	2	11	15	0.67
3	15	Rowe Spencer	1	-	8	9	0.33
3	2	Christenson Micah	1	1	6	8	0.33
3	14	Olbright David Connor	1	2	9	12	0.33
3	7	Dejno Jeremy	1	2	4	7	0.33
-	3	Clayton Tanner	-	-	1	1	
-	4	Crabb Taylor	-	-	-	-	
-	10	Gibson Nicholas	-	-	-	-	
-	12	Mottram Evan	-	-	-	-	
-	19	Torres Maurice	-	-	-	-	
-	18	Taylor Joshua	-	2	3	5	
Others			-	-	-	-	
Total Team			9	12	52	73	3.00

Team

Opponent errors & Team faults	14	-		14	
-------------------------------	----	---	--	----	--



Dig

Avg. by set

Rk	No	Name	Digs	Faults	Receptions	Total Attempts	Note
1	12	Mottram Evan	11	1	1	13	3.67
2	16	Sander Taylor	9	1	1	11	3.00
3	7	Dejno Jeremy	7	1	-	8	2.33
4	14	Olbright David Connor	5	-	-	5	1.67
5	18	Taylor Joshua	4	-	-	4	1.33
5	2	Christenson Micah	4	3	-	7	1.33
7	6	Davis Dylan	2	-	-	2	0.67
7	15	Rowe Spencer	2	2	-	4	0.67
-	3	Clayton Tanner	-	-	-	-	
-	4	Crabb Taylor	-	-	1	1	
-	10	Gibson Nicholas	-	-	-	-	
-	19	Torres Maurice	-	-	-	-	
Others			-	-	-	-	
Total Team			44	8	3	55	14.67





P-3 VOLLEYBALL • Match players ranking

2009 FIVB Boys' Youth World Championship
Pool H - Round 2 / Places 9-16



Match: 36 **Date:** 02.09.2009 **Spectators:** 80
City: Bassano del Grappa
Hall: Palasport Bassano
Match duration: **Start:** 12:30 **End:** 13:43 **Total:** 1:13

Teams	Sets	1	2	3	4	5	Total
USA	3	25	25	25			75
EGY	0	21	16	18			55
Set duration		0:23	0:22	0:22			1:07




USA • United States of America



Set

Avg. by set

Rk	No	Name	Running Sets	Faults	Still Sets	Total Attempts	Note
1	14	Olbright David Connor	21	1	16	38	7.00
2	2	Christenson Micah	16	-	23	39	5.33
-	3	Clayton Tanner	-	-	-	-	
-	4	Crabb Taylor	-	-	-	-	
-	6	Davis Dylan	-	-	1	1	
-	7	Dejno Jeremy	-	-	1	1	
-	10	Gibson Nicholas	-	-	-	-	
-	12	Mottram Evan	-	-	3	3	
-	15	Rowe Spencer	-	-	1	1	
-	16	Sander Taylor	-	-	2	2	
-	19	Torres Maurice	-	-	-	-	
-	18	Taylor Joshua	-	1	-	1	
Others			-	-	-	-	
Total Team			37	2	47	86	12.33



Reception

Eff. %
Limit: 25.00%

Rk	No	Name	Excellents	Faults	Serve Receptions	Total Attempts	Note
1	16	Sander Taylor	10	1	6	17	52.94
2	7	Dejno Jeremy	9	1	11	21	38.10
-	12	Mottram Evan	4	1	6	11	
-	15	Rowe Spencer	1	-	-	1	
-	2	Christenson Micah	-	-	-	-	
-	3	Clayton Tanner	-	-	-	-	
-	4	Crabb Taylor	-	-	-	-	
-	6	Davis Dylan	-	-	-	-	
-	10	Gibson Nicholas	-	-	-	-	
-	14	Olbright David Connor	-	-	-	-	
-	18	Taylor Joshua	-	-	-	-	
-	19	Torres Maurice	-	-	-	-	
Others			-	-	-	-	
Total Team			24	3	23	50	42.00





P-3 VOLLEYBALL • Match players ranking

2009 FIVB Boys' Youth World Championship
Pool H - Round 2 / Places 9-16




Match: 36 **Date:** 02.09.2009 **Spectators:** 80
City: Bassano del Grappa
Hall: Palasport Bassano
Match duration: **Start:** 12:30 **End:** 13:43 **Total:** 1:13

Teams	Sets	1	2	3	4	5	Total
USA	3	25	25	25			75
EGY	0	21	16	18			55
Set duration		0:23	0:22	0:22			1:07




EGY • Egypt



Spike

Succ. %
Limit: 15.00%

Rk	No	Name	Spikes	Faults	Shots	Total Attempts	Note
1	6	Idris Moustafa	7	3	6	16	43.75
2	14	Hassan Omar	7	3	8	18	38.89
3	2	El Kotb Ahmed	4	2	7	13	30.77
-	11	Khater Mohamed	2	1	7	10	
-	8	El Sakkar Amr	1	2	4	7	
-	1	Mohamed Ahmed	1	-	1	2	
-	7	Hussein Hussein	1	-	1	2	
-	16	Ibrahim Tark	-	-	2	2	
-	18	Abdel El Moez Ahmed	-	1	-	1	
-	3	El Sayed Ahmed	-	-	-	-	
-	5	Khalil Hazem	-	-	-	-	
-	12	EL Askolany Mohamed	-	-	-	-	
Others			-	-	-	-	
Total Team			23	12	36	71	32.39



Block

Avg. by set

Rk	No	Name	Kill Blocks	Faults	Rebounds	Total Attempts	Note
1	11	Khater Mohamed	3	1	3	7	1.00
2	2	El Kotb Ahmed	1	4	1	6	0.33
2	3	El Sayed Ahmed	1	3	-	4	0.33
-	5	Khalil Hazem	-	-	-	-	
-	7	Hussein Hussein	-	-	2	2	
-	8	El Sakkar Amr	-	-	2	2	
-	18	Abdel El Moez Ahmed	-	1	1	2	
-	16	Ibrahim Tark	-	3	2	5	
-	1	Mohamed Ahmed	-	2	-	2	
-	6	Idris Moustafa	-	3	-	3	
-	12	EL Askolany Mohamed	-	1	-	1	
-	14	Hassan Omar	-	2	-	2	
Others			-	-	-	-	
Total Team			5	20	11	36	1.67





P-3 VOLLEYBALL • Match players ranking

2009 FIVB Boys' Youth World Championship
Pool H - Round 2 / Places 9-16




Match: 36 **Date:** 02.09.2009 **Spectators:** 80
City: Bassano del Grappa
Hall: Palasport Bassano
Match duration: **Start:** 12:30 **End:** 13:43 **Total:** 1:13

Teams	Sets	1	2	3	4	5	Total
USA	3	25	25	25			75
EGY	0	21	16	18			55
Set duration		0:23	0:22	0:22			1:07



EGY • Egypt




Serve

Avg. by set

Rk	No	Name	Aces	Faults	Serve Hits	Total Attempts	Note
1	6	Idris Moustafa	2	2	3	7	0.67
2	3	El Sayed Ahmed	1	1	12	14	0.33
-	1	Mohamed Ahmed	-	-	3	3	
-	2	El Kotb Ahmed	-	-	5	5	
-	5	Khalil Hazem	-	-	-	-	
-	8	El Sakkar Amr	-	-	2	2	
-	14	Hassan Omar	-	-	8	8	
-	16	Ibrahim Tark	-	-	6	6	
-	18	Abdel El Moez Ahmed	-	-	2	2	
-	11	Khater Mohamed	-	1	4	5	
-	7	Hussein Hussein	-	1	2	3	
-	12	EL Askolany Mohamed	-	1	-	1	
Others			-	-	-	-	
Total Team			3	6	47	56	1.00

Team

Opponent errors & Team faults	24	-		24	
-------------------------------	----	---	--	----	--



Dig

Avg. by set

Rk	No	Name	Digs	Faults	Receptions	Total Attempts	Note
1	5	Khalil Hazem	11	6	1	18	3.67
2	3	El Sayed Ahmed	5	1	-	6	1.67
3	14	Hassan Omar	4	1	-	5	1.33
4	2	El Kotb Ahmed	3	2	-	5	1.00
5	11	Khater Mohamed	2	-	-	2	0.67
5	16	Ibrahim Tark	2	-	1	3	0.67
7	6	Idris Moustafa	1	-	-	1	0.33
7	7	Hussein Hussein	1	-	-	1	0.33
7	8	El Sakkar Amr	1	1	1	3	0.33
7	1	Mohamed Ahmed	1	1	-	2	0.33
-	12	EL Askolany Mohamed	-	-	-	-	
-	18	Abdel El Moez Ahmed	-	-	-	-	
Others			-	-	-	-	
Total Team			31	12	3	46	10.33





P-3 VOLLEYBALL • Match players ranking

2009 FIVB Boys' Youth World Championship
Pool H - Round 2 / Places 9-16




Match: 36 **Date:** 02.09.2009 **Spectators:** 80
City: Bassano del Grappa
Hall: Palasport Bassano
Match duration: **Start:** 12:30 **End:** 13:43 **Total:** 1:13

Teams	Sets	1	2	3	4	5	Total
USA	3	25	25	25			75
EGY	0	21	16	18			55
Set duration		0:23	0:22	0:22			1:07



EGY • Egypt



Set

Avg. by set

Rk	No	Name	Running Sets	Faults	Still Sets	Total Attempts	Note
1	3	El Sayed Ahmed	18	-	33	51	6.00
2	2	El Kotb Ahmed	1	-	4	5	0.33
-	1	Mohamed Ahmed	-	-	2	2	
-	5	Khalil Hazem	-	-	6	6	
-	6	Idris Moustafa	-	-	-	-	
-	7	Hussein Hussein	-	-	-	-	
-	8	El Sakkar Amr	-	-	1	1	
-	11	Khater Mohamed	-	-	2	2	
-	12	EL Askolany Mohamed	-	-	-	-	
-	14	Hassan Omar	-	-	3	3	
-	16	Ibrahim Tark	-	-	1	1	
-	18	Abdel El Moez Ahmed	-	-	-	-	
Others			-	-	-	-	
Total Team			19	-	52	71	6.33



Reception

Eff. %
Limit: 25.00%

Rk	No	Name	Excellents	Faults	Serve Receptions	Total Attempts	Note
1	5	Khalil Hazem	7	1	15	23	26.09
-	14	Hassan Omar	7	-	5	12	
-	8	El Sakkar Amr	4	2	6	12	
-	2	El Kotb Ahmed	-	-	-	-	
-	3	El Sayed Ahmed	-	-	-	-	
-	6	Idris Moustafa	-	-	-	-	
-	7	Hussein Hussein	-	-	-	-	
-	11	Khater Mohamed	-	-	-	-	
-	12	EL Askolany Mohamed	-	-	-	-	
-	16	Ibrahim Tark	-	-	-	-	
-	1	Mohamed Ahmed	2	4	1	7	
-	18	Abdel El Moez Ahmed	-	4	3	7	
Others			-	-	-	-	
Total Team			20	11	30	61	14.75

