



# P-3 VOLLEYBALL • Match players ranking

2009 FIVB Boys' Youth World Championship  
Pool F - Round 2 / Places 1-8




**Match:** 33 **Date:** 02.09.2009 **Spectators:** 80  
**City:** Jesolo  
**Hall:** Palazzo del Turismo  
**Match duration:** **Start:** 10:00 **End:** 11:48 **Total:** 1:48

Teams	Sets	1	2	3	4	5	Total
<b>ESP</b>	<b>1</b>	24	13	25	23		85
<b>RUS</b>	<b>3</b>	26	25	22	25		98
<b>Set duration</b>		0:27	0:18	0:30	0:24		1:39




## ESP • Spain



**Spike**

Succ. %  
Limit: 15.00%

Rk	No	Name	Spikes	Faults	Shots	Total Attempts	Note
1	10	RUIZ Francisco J.	19	7	20	46	41.30
-	12	VILLENA Andrés J.	6	3	5	14	
-	6	RUIZ Borja	7	3	3	13	
-	4	ALMANSA Jorge	2	4	7	13	
-	1	BAOS Carlos A.	3	3	5	11	
-	15	SANLLEHI David	5	3	1	9	
-	9	BUGALLO Pablo	1	3	1	5	
-	13	CALZON Francisco J.	1	-	2	3	
-	3	BRUQUE Jesús	-	1	1	2	
-	16	CORRALES Cristian	-	1	1	2	
-	5	LLABRES Antoni	-	-	-	-	
-	8	SÁNCHEZ Ignacio	-	-	-	-	
<b>Others</b>			-	-	-	-	
<b>Total Team</b>			44	28	46	118	37.29



**Block**

Avg. by set

Rk	No	Name	Kill Blocks	Faults	Rebounds	Total Attempts	Note
1	6	RUIZ Borja	3	3	7	13	0.75
1	13	CALZON Francisco J.	3	2	2	7	0.75
3	12	VILLENA Andrés J.	1	4	2	7	0.25
-	1	BAOS Carlos A.	-	-	-	-	
-	5	LLABRES Antoni	-	-	-	-	
-	8	SÁNCHEZ Ignacio	-	-	-	-	
-	9	BUGALLO Pablo	-	-	4	4	
-	16	CORRALES Cristian	-	-	-	-	
-	3	BRUQUE Jesús	-	2	2	4	
-	15	SANLLEHI David	-	1	1	2	
-	4	ALMANSA Jorge	-	1	-	1	
-	10	RUIZ Francisco J.	-	3	-	3	
<b>Others</b>			-	-	-	-	
<b>Total Team</b>			7	16	18	41	1.75





# P-3 VOLLEYBALL • Match players ranking

## 2009 FIVB Boys' Youth World Championship

### Pool F - Round 2 / Places 1-8




**Match:** 33 **Date:** 02.09.2009 **Spectators:** 80  
**City:** Jesolo  
**Hall:** Palazzo del Turismo  
**Match duration:** **Start:** 10:00 **End:** 11:48 **Total:** 1:48

Teams	Sets	1	2	3	4	5	Total
<b>ESP</b>	<b>1</b>	24	13	25	23		85
<b>RUS</b>	<b>3</b>	26	25	22	25		98
<b>Set duration</b>		0:27	0:18	0:30	0:24		1:39



## ESP • Spain



**Serve**

Avg. by set

Rk	No	Name	Aces	Faults	Serve Hits	Total Attempts	Note
1	3	BRUQUE Jesús	2	-	11	13	0.50
2	12	VILLENA Andrés J.	1	2	9	12	0.25
2	10	RUIZ Francisco J.	1	3	13	17	0.25
-	1	BAOS Carlos A.	-	-	4	4	
-	4	ALMANSA Jorge	-	-	4	4	
-	5	LLABRES Antoni	-	-	-	-	
-	8	SÁNCHEZ Ignacio	-	-	1	1	
-	13	CALZON Francisco J.	-	-	7	7	
-	15	SANLLEHI David	-	-	9	9	
-	16	CORRALES Cristian	-	-	-	-	
-	6	RUIZ Borja	-	1	12	13	
-	9	BUGALLO Pablo	-	1	5	6	
<b>Others</b>			-	-	-	-	
<b>Total Team</b>			4	7	75	86	1.00

### Team

Opponent errors & Team faults	30	-		30	
-------------------------------	----	---	--	----	--



**Dig**

Avg. by set

Rk	No	Name	Digs	Faults	Receptions	Total Attempts	Note
1	5	LLABRES Antoni	13	4	-	17	3.25
2	3	BRUQUE Jesús	9	1	-	10	2.25
2	10	RUIZ Francisco J.	9	4	2	15	2.25
4	15	SANLLEHI David	5	1	-	6	1.25
5	4	ALMANSA Jorge	4	-	-	4	1.00
6	1	BAOS Carlos A.	3	1	-	4	0.75
7	6	RUIZ Borja	1	-	-	1	0.25
7	13	CALZON Francisco J.	1	-	-	1	0.25
7	12	VILLENA Andrés J.	1	1	-	2	0.25
-	8	SÁNCHEZ Ignacio	-	-	-	-	
-	9	BUGALLO Pablo	-	-	-	-	
-	16	CORRALES Cristian	-	-	-	-	
<b>Others</b>			-	-	-	-	
<b>Total Team</b>			46	12	2	60	11.50





# P-3 VOLLEYBALL • Match players ranking

## 2009 FIVB Boys' Youth World Championship

### Pool F - Round 2 / Places 1-8




**Match:** 33 **Date:** 02.09.2009 **Spectators:** 80  
**City:** Jesolo  
**Hall:** Palazzo del Turismo  
**Match duration:** **Start:** 10:00 **End:** 11:48 **Total:** 1:48

Teams	Sets	1	2	3	4	5	Total
<b>ESP</b>	<b>1</b>	24	13	25	23		85
<b>RUS</b>	<b>3</b>	26	25	22	25		98
<b>Set duration</b>		0:27	0:18	0:30	0:24		1:39




## ESP • Spain



**Set**

Avg. by set

Rk	No	Name	Running Sets	Faults	Still Sets	Total Attempts	Note
1	3	BRUQUE Jesús	4	-	82	86	1.00
2	8	SÁNCHEZ Ignacio	2	-	5	7	0.50
-	1	BAOS Carlos A.	-	-	1	1	
-	4	ALMANSA Jorge	-	-	1	1	
-	5	LLABRES Antoni	-	-	7	7	
-	6	RUIZ Borja	-	-	4	4	
-	9	BUGALLO Pablo	-	-	2	2	
-	10	RUIZ Francisco J.	-	-	2	2	
-	13	CALZON Francisco J.	-	-	3	3	
-	15	SANLLEHI David	-	-	1	1	
-	16	CORRALES Cristian	-	-	-	-	
-	12	VILLENA Andrés J.	-	1	-	1	
<b>Others</b>			-	-	-	-	
<b>Total Team</b>			6	1	108	115	1.50



**Reception**

Eff. %  
Limit: 25.00%

Rk	No	Name	Excellents	Faults	Serve Receptions	Total Attempts	Note
1	5	LLABRES Antoni	12	3	10	25	36.00
2	15	SANLLEHI David	10	4	7	21	28.57
-	10	RUIZ Francisco J.	6	3	10	19	
-	1	BAOS Carlos A.	5	-	9	14	
-	16	CORRALES Cristian	-	-	2	2	
-	3	BRUQUE Jesús	-	-	1	1	
-	9	BUGALLO Pablo	1	-	-	1	
-	4	ALMANSA Jorge	-	-	-	-	
-	6	RUIZ Borja	-	-	-	-	
-	8	SÁNCHEZ Ignacio	-	-	-	-	
-	12	VILLENA Andrés J.	-	-	-	-	
-	13	CALZON Francisco J.	-	-	-	-	
<b>Others</b>			-	-	-	-	
<b>Total Team</b>			34	10	39	83	28.92





# P-3 VOLLEYBALL • Match players ranking

## 2009 FIVB Boys' Youth World Championship

### Pool F - Round 2 / Places 1-8




**Match:** 33 **Date:** 02.09.2009 **Spectators:** 80  
**City:** Jesolo  
**Hall:** Palazzo del Turismo  
**Match duration:** **Start:** 10:00 **End:** 11:48 **Total:** 1:48

Teams	Sets	1	2	3	4	5	Total
ESP	1	24	13	25	23		85
RUS	3	26	25	22	25		98
<b>Set duration</b>		0:27	0:18	0:30	0:24		1:39




## RUS • Russia



**Spike**

Succ. %  
Limit: 15.00%

Rk	No	Name	Spikes	Faults	Shots	Total Attempts	Note
1	17	Tsentalovich Oleg	18	3	15	36	50.00
2	15	Nikishin Ivan	10	5	11	26	38.46
3	14	Shchadilov Leonid	10	5	13	28	35.71
-	5	Stulenkov Nikita	6	1	6	13	
-	1	Filippov Igor	4	4	1	9	
-	8	Kindinov Sergey	1	-	5	6	
-	13	Kobzar Igor	2	-	1	3	
-	3	Lotkov Igor	-	-	-	-	
-	7	Kolesnik Andrey	-	-	-	-	
-	11	Ostrakhovskiy Yaroslav	-	-	-	-	
-	16	Plakhov Yakov	-	-	-	-	
-	18	Kulikov Maxim	-	-	-	-	
<b>Others</b>			-	-	-	-	
<b>Total Team</b>			51	18	52	121	42.15



**Block**

Avg. by set

Rk	No	Name	Kill Blocks	Faults	Rebounds	Total Attempts	Note
1	5	Stulenkov Nikita	5	6	8	19	1.25
2	1	Filippov Igor	4	6	4	14	1.00
3	15	Nikishin Ivan	3	4	-	7	0.75
4	13	Kobzar Igor	2	2	1	5	0.50
5	3	Lotkov Igor	1	-	-	1	0.25
-	7	Kolesnik Andrey	-	-	-	-	
-	11	Ostrakhovskiy Yaroslav	-	-	-	-	
-	16	Plakhov Yakov	-	-	-	-	
-	18	Kulikov Maxim	-	-	-	-	
-	8	Kindinov Sergey	-	1	3	4	
-	14	Shchadilov Leonid	-	4	5	9	
-	17	Tsentalovich Oleg	-	1	-	1	
<b>Others</b>			-	-	-	-	
<b>Total Team</b>			15	24	21	60	3.75





# P-3 VOLLEYBALL • Match players ranking

## 2009 FIVB Boys' Youth World Championship

### Pool F - Round 2 / Places 1-8



**Match:** 33 **Date:** 02.09.2009 **Spectators:** 80  
**City:** Jesolo  
**Hall:** Palazzo del Turismo  
**Match duration:** **Start:** 10:00 **End:** 11:48 **Total:** 1:48

Teams	Sets	1	2	3	4	5	Total
<b>ESP</b>	<b>1</b>	24	13	25	23		85
<b>RUS</b>	<b>3</b>	26	25	22	25		98
<b>Set duration</b>		0:27	0:18	0:30	0:24		1:39



## RUS • Russia



### Serve

Avg. by set

Rk	No	Name	Aces	Faults	Serve Hits	Total Attempts	Note
1	13	Kobzar Igor	3	2	14	19	0.75
2	17	Tsentalovich Oleg	2	1	6	9	0.50
3	15	Nikishin Ivan	1	2	12	15	0.25
-	3	Lotkov Igor	-	-	-	-	
-	7	Kolesnik Andrey	-	-	-	-	
-	11	Ostrakhovskiy Yaroslav	-	-	-	-	
-	16	Plakhov Yakov	-	-	-	-	
-	18	Kulikov Maxim	-	-	-	-	
-	5	Stulenkov Nikita	-	1	18	19	
-	8	Kindinov Sergey	-	1	5	6	
-	14	Shchadilov Leonid	-	3	15	18	
-	1	Filippov Igor	-	3	7	10	
<b>Others</b>			-	-	-	-	
<b>Total Team</b>			6	13	77	96	1.50

### Team

Opponent errors & Team faults	26	-		26	
-------------------------------	----	---	--	----	--



### Dig

Avg. by set

Rk	No	Name	Digs	Faults	Receptions	Total Attempts	Note
1	13	Kobzar Igor	11	1	-	12	2.75
2	16	Plakhov Yakov	9	2	-	11	2.25
3	14	Shchadilov Leonid	8	1	-	9	2.00
4	15	Nikishin Ivan	5	1	-	6	1.25
5	5	Stulenkov Nikita	4	-	-	4	1.00
6	1	Filippov Igor	3	1	-	4	0.75
7	17	Tsentalovich Oleg	1	-	-	1	0.25
7	8	Kindinov Sergey	1	1	1	3	0.25
-	3	Lotkov Igor	-	-	-	-	
-	7	Kolesnik Andrey	-	-	-	-	
-	11	Ostrakhovskiy Yaroslav	-	-	-	-	
-	18	Kulikov Maxim	-	-	-	-	
<b>Others</b>			-	-	-	-	
<b>Total Team</b>			42	7	1	50	10.50





# P-3 VOLLEYBALL • Match players ranking

## 2009 FIVB Boys' Youth World Championship

### Pool F - Round 2 / Places 1-8




**Match:** 33 **Date:** 02.09.2009 **Spectators:** 80  
**City:** Jesolo  
**Hall:** Palazzo del Turismo  
**Match duration:** **Start:** 10:00 **End:** 11:48 **Total:** 1:48

Teams	Sets	1	2	3	4	5	Total
ESP	1	24	13	25	23		85
RUS	3	26	25	22	25		98
<b>Set duration</b>		0:27	0:18	0:30	0:24		1:39




## RUS • Russia



**Set**

Avg. by set

Rk	No	Name	Running Sets	Faults	Still Sets	Total Attempts	Note
1	13	Kobzar Igor	26	1	54	81	6.50
2	11	Ostrakhovskiy Yaroslav	1	-	3	4	0.25
-	1	Filippov Igor	-	-	5	5	
-	3	Lotkov Igor	-	-	-	-	
-	5	Stulenkov Nikita	-	-	5	5	
-	7	Kolesnik Andrey	-	-	-	-	
-	8	Kindinov Sergey	-	-	1	1	
-	14	Shchadilov Leonid	-	-	2	2	
-	15	Nikishin Ivan	-	-	2	2	
-	16	Plakhov Yakov	-	-	3	3	
-	17	Tsentlovich Oleg	-	-	1	1	
-	18	Kulikov Maxim	-	-	-	-	
<b>Others</b>			-	-	-	-	
<b>Total Team</b>			27	1	76	104	6.75



**Reception**

Eff. %  
Limit: 25.00%

Rk	No	Name	Excellents	Faults	Serve Receptions	Total Attempts	Note
1	14	Shchadilov Leonid	19	2	10	31	54.84
2	16	Plakhov Yakov	12	1	11	24	45.83
-	17	Tsentlovich Oleg	11	-	6	17	
-	8	Kindinov Sergey	4	-	1	5	
-	15	Nikishin Ivan	1	-	-	1	
-	1	Filippov Igor	-	-	-	-	
-	3	Lotkov Igor	-	-	-	-	
-	5	Stulenkov Nikita	-	-	-	-	
-	7	Kolesnik Andrey	-	-	-	-	
-	11	Ostrakhovskiy Yaroslav	-	-	-	-	
-	18	Kulikov Maxim	-	-	-	-	
-	13	Kobzar Igor	-	1	-	1	
<b>Others</b>			-	-	-	-	
<b>Total Team</b>			47	4	28	79	54.43

