



P-3 VOLLEYBALL • Match players ranking

2009 FIVB Boys' Youth World Championship
Pool F - Round 2 / Places 1-8




Match: 27 **Date:** 01.09.2009 **Spectators:** 80
City: Jesolo
Hall: Palazzo del Turismo
Match duration: **Start:** 12:30 **End:** 13:41 **Total:** 1:11

| Teams | Sets | 1 | 2 | 3 | 4 | 5 | Total |
|---------------------|----------|------|------|------|---|---|-------|
| TUN | 0 | 18 | 20 | 20 | | | 58 |
| RUS | 3 | 25 | 25 | 25 | | | 75 |
| Set duration | | 0:18 | 0:25 | 0:22 | | | 1:05 |




TUN • Tunisia



Spike

Succ. %
Limit: 15.00%


| Rk | No | Name | Spikes | Faults | Shots | Total Attempts | Note |
|-------------------|----|-------------------------------|--------|--------|-------|----------------|-------|
| 1 | 13 | BEN OTHMEN MILADI MOHAMED ALI | 8 | 3 | 4 | 15 | 53.33 |
| 2 | 19 | BEN BEY AMINE | 6 | 1 | 6 | 13 | 46.15 |
| 3 | 18 | BESBES BRAHIM | 6 | 5 | 8 | 19 | 31.58 |
| - | 8 | SIALA RACEM | 4 | 2 | 5 | 11 | |
| - | 7 | BEN ABDALLAH MOHAMED ARBI | 2 | 4 | 1 | 7 | |
| - | 11 | AYECH MOHAMED | 2 | - | 3 | 5 | |
| - | 15 | SAMMOUD MAHDI | 2 | 1 | 1 | 4 | |
| - | 9 | AGREBI OMAR | 1 | 2 | - | 3 | |
| - | 17 | MESSAOUD BAHRI | 1 | 2 | - | 3 | |
| - | 3 | BOUAZIZI KHALIL | 2 | - | - | 2 | |
| - | 1 | OBBA HATEM | - | - | - | - | |
| - | 16 | HMISSI SADDEM | - | - | - | - | |
| Others | | | - | - | - | - | |
| Total Team | | | 34 | 20 | 28 | 82 | 41.46 |



Block

Avg. by set

| Rk | No | Name | Kill Blocks | Faults | Rebounds | Total Attempts | Note |
|-------------------|----|-------------------------------|-------------|--------|----------|----------------|------|
| 1 | 13 | BEN OTHMEN MILADI MOHAMED ALI | 1 | 1 | - | 2 | 0.33 |
| 1 | 19 | BEN BEY AMINE | 1 | 2 | 1 | 4 | 0.33 |
| - | 1 | OBBA HATEM | - | - | - | - | |
| - | 7 | BEN ABDALLAH MOHAMED ARBI | - | - | 1 | 1 | |
| - | 8 | SIALA RACEM | - | - | 1 | 1 | |
| - | 15 | SAMMOUD MAHDI | - | - | - | - | |
| - | 16 | HMISSI SADDEM | - | - | - | - | |
| - | 17 | MESSAOUD BAHRI | - | - | - | - | |
| - | 3 | BOUAZIZI KHALIL | - | 1 | 3 | 4 | |
| - | 11 | AYECH MOHAMED | - | 4 | 4 | 8 | |
| - | 9 | AGREBI OMAR | - | 3 | 2 | 5 | |
| - | 18 | BESBES BRAHIM | - | 1 | - | 1 | |
| Others | | | - | - | - | - | |
| Total Team | | | 2 | 12 | 12 | 26 | 0.67 |



Serve

Avg. by set

| Rk | No | Name | Aces | Faults | Serve Hits | Total Attempts | Note |
|-------------------|----|-------------------------------|------|--------|------------|----------------|------|
| 1 | 1 | OBBA HATEM | 2 | - | 2 | 4 | 0.67 |
| 1 | 19 | BEN BEY AMINE | 2 | - | 8 | 10 | 0.67 |
| 3 | 13 | BEN OTHMEN MILADI MOHAMED ALI | 1 | 1 | 6 | 8 | 0.33 |
| - | 9 | AGREBI OMAR | - | - | 2 | 2 | |
| - | 15 | SAMMOUD MAHDI | - | - | 7 | 7 | |
| - | 16 | HMISSI SADDEM | - | - | - | - | |
| - | 17 | MESSAOUD BAHRI | - | - | 2 | 2 | |
| - | 3 | BOUAZIZI KHALIL | - | 1 | 7 | 8 | |
| - | 11 | AYECH MOHAMED | - | 1 | 6 | 7 | |
| - | 8 | SIALA RACEM | - | 1 | 5 | 6 | |
| - | 18 | BESBES BRAHIM | - | 1 | 2 | 3 | |
| - | 7 | BEN ABDALLAH MOHAMED ARBI | - | 2 | 1 | 3 | |
| Others | | | - | - | - | - | |
| Total Team | | | 5 | 7 | 48 | 60 | 1.67 |

| Team | Opponent errors & Team faults | | | | |
|------|-------------------------------|----|---|--|----|
| | | 17 | - | | 17 |





P-3 VOLLEYBALL • Match players ranking

2009 FIVB Boys' Youth World Championship
Pool F - Round 2 / Places 1-8




Match: 27 **Date:** 01.09.2009 **Spectators:** 80
City: Jesolo
Hall: Palazzo del Turismo
Match duration: **Start:** 12:30 **End:** 13:41 **Total:** 1:11

| Teams | Sets | 1 | 2 | 3 | 4 | 5 | Total |
|---------------------|----------|------|------|------|---|---|-------|
| TUN | 0 | 18 | 20 | 20 | | | 58 |
| RUS | 3 | 25 | 25 | 25 | | | 75 |
| Set duration | | 0:18 | 0:25 | 0:22 | | | 1:05 |



TUN • Tunisia



Dig

Avg. by set


| Rk | No | Name | Digs | Faults | Receptions | Total Attempts | Note |
|-------------------|----|-------------------------------|------|--------|------------|----------------|------|
| 1 | 16 | HMISSI SADDEM | 6 | 3 | 1 | 10 | 2.00 |
| 2 | 1 | OBBA HATEM | 4 | - | 1 | 5 | 1.33 |
| 2 | 15 | SAMMOUD MAHDI | 4 | 1 | - | 5 | 1.33 |
| 4 | 18 | BESBES BRAHIM | 3 | - | - | 3 | 1.00 |
| 5 | 11 | AYECH MOHAMED | 2 | - | - | 2 | 0.67 |
| 5 | 8 | SIALA RACEM | 2 | 1 | - | 3 | 0.67 |
| 5 | 19 | BEN BEY AMINE | 2 | 3 | 1 | 6 | 0.67 |
| 8 | 3 | BOUAZIZI KHALIL | 1 | - | - | 1 | 0.33 |
| 8 | 7 | BEN ABDALLAH MOHAMED ARBI | 1 | - | - | 1 | 0.33 |
| 8 | 13 | BEN OTHMEN MILADI MOHAMED ALI | 1 | 2 | 1 | 4 | 0.33 |
| - | 9 | AGREBI OMAR | - | - | - | - | |
| - | 17 | MESSAOUD BAHRI | - | - | - | - | |
| Others | | | - | - | - | - | |
| Total Team | | | 26 | 10 | 4 | 40 | 8.67 |



Set

Avg. by set

| Rk | No | Name | Running Sets | Faults | Still Sets | Total Attempts | Note |
|-------------------|----|-------------------------------|--------------|--------|------------|----------------|------|
| - | 1 | OBBA HATEM | - | - | 22 | 22 | |
| - | 3 | BOUAZIZI KHALIL | - | - | - | - | |
| - | 7 | BEN ABDALLAH MOHAMED ARBI | - | - | - | - | |
| - | 8 | SIALA RACEM | - | - | 5 | 5 | |
| - | 9 | AGREBI OMAR | - | - | - | - | |
| - | 11 | AYECH MOHAMED | - | - | 2 | 2 | |
| - | 13 | BEN OTHMEN MILADI MOHAMED ALI | - | - | - | - | |
| - | 15 | SAMMOUD MAHDI | - | - | 43 | 43 | |
| - | 16 | HMISSI SADDEM | - | - | 4 | 4 | |
| - | 17 | MESSAOUD BAHRI | - | - | 1 | 1 | |
| - | 18 | BESBES BRAHIM | - | - | 1 | 1 | |
| - | 19 | BEN BEY AMINE | - | - | 1 | 1 | |
| Others | | | - | - | - | - | |
| Total Team | | | - | - | 79 | 79 | |



Reception

Eff. %
Limit: 25.00%

| Rk | No | Name | Excellents | Faults | Serve Receptions | Total Attempts | Note |
|-------------------|----|-------------------------------|------------|--------|------------------|----------------|-------|
| 1 | 19 | BEN BEY AMINE | 5 | 2 | 11 | 18 | 16.67 |
| 2 | 13 | BEN OTHMEN MILADI MOHAMED ALI | 3 | 1 | 15 | 19 | 10.53 |
| - | 16 | HMISSI SADDEM | 4 | 1 | 6 | 11 | |
| - | 11 | AYECH MOHAMED | - | - | 1 | 1 | |
| - | 17 | MESSAOUD BAHRI | - | - | 1 | 1 | |
| - | 1 | OBBA HATEM | - | - | - | - | |
| - | 3 | BOUAZIZI KHALIL | - | - | - | - | |
| - | 8 | SIALA RACEM | - | - | - | - | |
| - | 9 | AGREBI OMAR | - | - | - | - | |
| - | 15 | SAMMOUD MAHDI | - | - | - | - | |
| - | 18 | BESBES BRAHIM | - | - | - | - | |
| - | 7 | BEN ABDALLAH MOHAMED ARBI | 1 | 4 | 8 | 13 | |
| Others | | | - | - | - | - | |
| Total Team | | | 13 | 8 | 42 | 63 | 7.94 |





P-3 VOLLEYBALL • Match players ranking

2009 FIVB Boys' Youth World Championship
Pool F - Round 2 / Places 1-8




Match: 27 **Date:** 01.09.2009 **Spectators:** 80
City: Jesolo
Hall: Palazzo del Turismo
Match duration: **Start:** 12:30 **End:** 13:41 **Total:** 1:11

| Teams | Sets | 1 | 2 | 3 | 4 | 5 | Total |
|---------------------|----------|------|------|------|---|---|-------|
| TUN | 0 | 18 | 20 | 20 | | | 58 |
| RUS | 3 | 25 | 25 | 25 | | | 75 |
| Set duration | | 0:18 | 0:25 | 0:22 | | | 1:05 |




RUS • Russia



Spike

Succ. %
Limit: 15.00%


| Rk | No | Name | Spikes | Faults | Shots | Total Attempts | Note |
|-------------------|----|------------------------|--------|--------|-------|----------------|-------|
| 1 | 15 | Nikishin Ivan | 12 | 1 | 5 | 18 | 66.67 |
| 2 | 14 | Shchadilov Leonid | 7 | 3 | 5 | 15 | 46.67 |
| 3 | 17 | Tsentalovich Oleg | 6 | 1 | 11 | 18 | 33.33 |
| - | 5 | Stulenkov Nikita | 5 | 1 | 1 | 7 | |
| - | 1 | Filippov Igor | 4 | 1 | 1 | 6 | |
| - | 13 | Kobzar Igor | 3 | - | 2 | 5 | |
| - | 8 | Kindinov Sergey | 1 | 1 | 2 | 4 | |
| - | 3 | Lotkov Igor | 1 | - | 2 | 3 | |
| - | 7 | Kolesnik Andrey | - | - | 1 | 1 | |
| - | 18 | Kulikov Maxim | - | - | 1 | 1 | |
| - | 11 | Ostrakhovskiy Yaroslav | - | - | - | - | |
| - | 16 | Plakhov Yakov | - | - | - | - | |
| Others | | | - | - | - | - | |
| Total Team | | | 39 | 8 | 31 | 78 | 50.00 |



Block

Avg. by set

| Rk | No | Name | Kill Blocks | Faults | Rebounds | Total Attempts | Note |
|-------------------|----|------------------------|-------------|--------|----------|----------------|------|
| 1 | 1 | Filippov Igor | 3 | - | 2 | 5 | 1.00 |
| 1 | 5 | Stulenkov Nikita | 3 | 2 | 3 | 8 | 1.00 |
| 3 | 17 | Tsentalovich Oleg | 2 | 2 | 1 | 5 | 0.67 |
| 4 | 14 | Shchadilov Leonid | 1 | - | 2 | 3 | 0.33 |
| 4 | 15 | Nikishin Ivan | 1 | 3 | 2 | 6 | 0.33 |
| 4 | 18 | Kulikov Maxim | 1 | 1 | - | 2 | 0.33 |
| - | 7 | Kolesnik Andrey | - | - | - | - | |
| - | 11 | Ostrakhovskiy Yaroslav | - | - | 1 | 1 | |
| - | 16 | Plakhov Yakov | - | - | - | - | |
| - | 3 | Lotkov Igor | - | 1 | - | 1 | |
| - | 8 | Kindinov Sergey | - | 3 | - | 3 | |
| - | 13 | Kobzar Igor | - | 2 | - | 2 | |
| Others | | | - | - | - | - | |
| Total Team | | | 11 | 14 | 11 | 36 | 3.67 |



Serve

Avg. by set

| Rk | No | Name | Aces | Faults | Serve Hits | Total Attempts | Note |
|-------------------|----|------------------------|------|--------|------------|----------------|------|
| 1 | 13 | Kobzar Igor | 2 | 1 | 9 | 12 | 0.67 |
| 1 | 5 | Stulenkov Nikita | 2 | 2 | 13 | 17 | 0.67 |
| 3 | 18 | Kulikov Maxim | 1 | - | 3 | 4 | 0.33 |
| 3 | 14 | Shchadilov Leonid | 1 | 1 | 9 | 11 | 0.33 |
| - | 1 | Filippov Igor | - | - | 7 | 7 | |
| - | 3 | Lotkov Igor | - | - | - | - | |
| - | 7 | Kolesnik Andrey | - | - | 1 | 1 | |
| - | 8 | Kindinov Sergey | - | - | 4 | 4 | |
| - | 11 | Ostrakhovskiy Yaroslav | - | - | - | - | |
| - | 16 | Plakhov Yakov | - | - | - | - | |
| - | 15 | Nikishin Ivan | - | 2 | 7 | 9 | |
| - | 17 | Tsentalovich Oleg | - | 3 | 4 | 7 | |
| Others | | | - | - | - | - | |
| Total Team | | | 6 | 9 | 57 | 72 | 2.00 |

| Team | Opponent errors & Team faults | | | | |
|------|-------------------------------|----|---|--|----|
| | | 19 | - | | 19 |





P-3 VOLLEYBALL • Match players ranking

2009 FIVB Boys' Youth World Championship

Pool F - Round 2 / Places 1-8




Match: 27 **Date:** 01.09.2009 **Spectators:** 80
City: Jesolo
Hall: Palazzo del Turismo
Match duration: **Start:** 12:30 **End:** 13:41 **Total:** 1:11

| Teams | Sets | 1 | 2 | 3 | 4 | 5 | Total |
|---------------------|----------|------|------|------|---|---|-------|
| TUN | 0 | 18 | 20 | 20 | | | 58 |
| RUS | 3 | 25 | 25 | 25 | | | 75 |
| Set duration | | 0:18 | 0:25 | 0:22 | | | 1:05 |



RUS • Russia



Dig

Avg. by set


| Rk | No | Name | Digs | Faults | Receptions | Total Attempts | Note |
|-------------------|----|------------------------|------|--------|------------|----------------|-------|
| 1 | 16 | Plakhov Yakov | 12 | - | - | 12 | 4.00 |
| 2 | 14 | Shchadilov Leonid | 9 | - | - | 9 | 3.00 |
| 3 | 13 | Kobzar Igor | 4 | 1 | 1 | 6 | 1.33 |
| 4 | 1 | Filippov Igor | 3 | 1 | - | 4 | 1.00 |
| 5 | 8 | Kindinov Sergey | 2 | 1 | 1 | 4 | 0.67 |
| 6 | 7 | Kolesnik Andrey | 1 | - | - | 1 | 0.33 |
| 6 | 17 | Tsentlovich Oleg | 1 | - | - | 1 | 0.33 |
| 6 | 18 | Kulikov Maxim | 1 | - | - | 1 | 0.33 |
| 6 | 5 | Stulenkov Nikita | 1 | 2 | - | 3 | 0.33 |
| 6 | 15 | Nikishin Ivan | 1 | 2 | - | 3 | 0.33 |
| - | 3 | Lotkov Igor | - | - | - | - | |
| - | 11 | Ostrakhovskiy Yaroslav | - | - | - | - | |
| Others | | | - | - | - | - | |
| Total Team | | | 35 | 7 | 2 | 44 | 11.67 |



Set

Avg. by set

| Rk | No | Name | Running Sets | Faults | Still Sets | Total Attempts | Note |
|-------------------|----|------------------------|--------------|--------|------------|----------------|------|
| 1 | 13 | Kobzar Igor | 7 | - | 48 | 55 | 2.33 |
| - | 1 | Filippov Igor | - | - | 2 | 2 | |
| - | 3 | Lotkov Igor | - | - | - | - | |
| - | 5 | Stulenkov Nikita | - | - | - | - | |
| - | 7 | Kolesnik Andrey | - | - | - | - | |
| - | 8 | Kindinov Sergey | - | - | - | - | |
| - | 11 | Ostrakhovskiy Yaroslav | - | - | 14 | 14 | |
| - | 14 | Shchadilov Leonid | - | - | - | - | |
| - | 15 | Nikishin Ivan | - | - | 2 | 2 | |
| - | 16 | Plakhov Yakov | - | - | 2 | 2 | |
| - | 17 | Tsentlovich Oleg | - | - | - | - | |
| - | 18 | Kulikov Maxim | - | - | - | - | |
| Others | | | - | - | - | - | |
| Total Team | | | 7 | - | 68 | 75 | 2.33 |



Reception

Eff. %
Limit: 25.00%

| Rk | No | Name | Excellents | Faults | Serve Receptions | Total Attempts | Note |
|-------------------|----|------------------------|------------|--------|------------------|----------------|-------|
| 1 | 16 | Plakhov Yakov | 12 | - | 7 | 19 | 63.16 |
| 2 | 14 | Shchadilov Leonid | 9 | 3 | 10 | 22 | 27.27 |
| - | 8 | Kindinov Sergey | 1 | - | 6 | 7 | |
| - | 5 | Stulenkov Nikita | - | - | 1 | 1 | |
| - | 15 | Nikishin Ivan | - | - | 1 | 1 | |
| - | 1 | Filippov Igor | - | - | - | - | |
| - | 3 | Lotkov Igor | - | - | - | - | |
| - | 7 | Kolesnik Andrey | - | - | - | - | |
| - | 11 | Ostrakhovskiy Yaroslav | - | - | - | - | |
| - | 13 | Kobzar Igor | - | - | - | - | |
| - | 18 | Kulikov Maxim | - | - | - | - | |
| - | 17 | Tsentlovich Oleg | 1 | 2 | - | 3 | |
| Others | | | - | - | - | - | |
| Total Team | | | 23 | 5 | 25 | 53 | 33.96 |

