



# P-3 VOLLEYBALL • Match players ranking

## 2009 FIVB Boys' Youth World Championship Pool A




**Match:** 14 **Date:** 29.08.2009 **Spectators:** 100  
**City:** Bassano del Grappa  
**Hall:** Palasport Bassano  
**Match duration:** **Start:** 15:30 **End:** 17:23 **Total:** 1:53

Teams	Sets	1	2	3	4	5	Total
EGY	1	25	22	14	22		83
PUR	3	21	25	25	25		96
<b>Set duration</b>		0:26	0:26	0:24	0:28		1:44




### EGY • Egypt



**Spike**

Succ. %  
Limit: 15.00%


Rk	No	Name	Spikes	Faults	Shots	Total Attempts	Note
1	14	Hassan Omar	11	7	18	36	30.56
2	2	El Kotb Ahmed	8	8	14	30	26.67
-	7	Hussein Hussein	8	1	5	14	
-	18	Abdel El Moez Ahmed	8	2	4	14	
-	11	Khater Mohamed	5	-	4	9	
-	1	Mohamed Ahmed	1	1	2	4	
-	3	El Sayed Ahmed	-	1	2	3	
-	6	Idris Moustafa	-	2	1	3	
-	8	El Sakkar Amr	1	-	1	2	
-	12	EL Askolany Mohamed	2	-	-	2	
-	5	Khalil Hazem	-	-	-	-	
-	16	Ibrahim Tark	-	-	-	-	
<b>Others</b>			-	-	-	-	
<b>Total Team</b>			44	22	51	117	37.61



**Block**

Avg. by set

Rk	No	Name	Kill Blocks	Faults	Rebounds	Total Attempts	Note
1	8	El Sakkar Amr	1	-	1	2	0.25
1	7	Hussein Hussein	1	5	5	11	0.25
-	1	Mohamed Ahmed	-	-	-	-	
-	5	Khalil Hazem	-	-	-	-	
-	6	Idris Moustafa	-	-	-	-	
-	16	Ibrahim Tark	-	-	-	-	
-	12	EL Askolany Mohamed	-	3	4	7	
-	2	El Kotb Ahmed	-	4	3	7	
-	11	Khater Mohamed	-	4	2	6	
-	3	El Sayed Ahmed	-	3	1	4	
-	14	Hassan Omar	-	2	-	2	
-	18	Abdel El Moez Ahmed	-	2	-	2	
<b>Others</b>			-	-	-	-	
<b>Total Team</b>			2	23	16	41	0.50



**Serve**

Avg. by set

Rk	No	Name	Aces	Faults	Serve Hits	Total Attempts	Note
1	3	El Sayed Ahmed	1	1	13	15	0.25
-	1	Mohamed Ahmed	-	-	1	1	
-	5	Khalil Hazem	-	-	-	-	
-	6	Idris Moustafa	-	-	1	1	
-	8	El Sakkar Amr	-	-	6	6	
-	12	EL Askolany Mohamed	-	-	4	4	
-	16	Ibrahim Tark	-	-	-	-	
-	2	El Kotb Ahmed	-	1	12	13	
-	14	Hassan Omar	-	2	11	13	
-	18	Abdel El Moez Ahmed	-	2	9	11	
-	11	Khater Mohamed	-	2	8	10	
-	7	Hussein Hussein	-	2	7	9	
<b>Others</b>			-	-	-	-	
<b>Total Team</b>			1	10	72	83	0.25

Team	Opponent errors & Team faults	36	-	36
------	-------------------------------	----	---	----





# P-3 VOLLEYBALL • Match players ranking

## 2009 FIVB Boys' Youth World Championship

### Pool A




**Match:** 14 **Date:** 29.08.2009 **Spectators:** 100  
**City:** Bassano del Grappa  
**Hall:** Palasport Bassano  
**Match duration:** **Start:** 15:30 **End:** 17:23 **Total:** 1:53

Teams	Sets	1	2	3	4	5	Total
<b>EGY</b>	<b>1</b>	25	22	14	22		83
<b>PUR</b>	<b>3</b>	21	25	25	25		96
<b>Set duration</b>		0:26	0:26	0:24	0:28		1:44




## EGY • Egypt



**Dig**

Avg. by set


Rk	No	Name	Digs	Faults	Receptions	Total Attempts	Note
1	3	El Sayed Ahmed	13	2	1	16	3.25
2	5	Khalil Hazem	11	8	2	21	2.75
3	2	El Kotb Ahmed	8	-	2	10	2.00
3	14	Hassan Omar	8	2	1	11	2.00
5	18	Abdel El Moez Ahmed	7	2	-	9	1.75
6	8	El Sakkar Amr	3	-	-	3	0.75
7	1	Mohamed Ahmed	1	-	-	1	0.25
7	7	Hussein Hussein	1	3	-	4	0.25
-	6	Idris Moustafa	-	-	-	-	
-	11	Khater Mohamed	-	-	-	-	
-	12	EL Askolany Mohamed	-	-	-	-	
-	16	Ibrahim Tark	-	-	-	-	
<b>Others</b>			-	-	-	-	
<b>Total Team</b>			52	17	6	75	13.00



**Set**

Avg. by set

Rk	No	Name	Running Sets	Faults	Still Sets	Total Attempts	Note
1	3	El Sayed Ahmed	28	1	66	95	7.00
-	2	El Kotb Ahmed	-	-	3	3	
-	5	Khalil Hazem	-	-	6	6	
-	6	Idris Moustafa	-	-	-	-	
-	7	Hussein Hussein	-	-	4	4	
-	8	El Sakkar Amr	-	-	1	1	
-	11	Khater Mohamed	-	-	1	1	
-	12	EL Askolany Mohamed	-	-	1	1	
-	14	Hassan Omar	-	-	2	2	
-	16	Ibrahim Tark	-	-	-	-	
-	18	Abdel El Moez Ahmed	-	-	-	-	
-	1	Mohamed Ahmed	-	1	-	1	
<b>Others</b>			-	-	-	-	
<b>Total Team</b>			28	2	84	114	7.00



**Reception**

Eff. %  
Limit: 25.00%

Rk	No	Name	Excellents	Faults	Serve Receptions	Total Attempts	Note
1	5	Khalil Hazem	15	-	8	23	65.22
2	18	Abdel El Moez Ahmed	6	-	19	25	24.00
-	14	Hassan Omar	9	-	10	19	
-	8	El Sakkar Amr	7	-	7	14	
-	7	Hussein Hussein	1	-	1	2	
-	1	Mohamed Ahmed	1	-	-	1	
-	3	El Sayed Ahmed	-	-	-	-	
-	6	Idris Moustafa	-	-	-	-	
-	12	EL Askolany Mohamed	-	-	-	-	
-	16	Ibrahim Tark	-	-	-	-	
-	11	Khater Mohamed	-	1	1	2	
-	2	El Kotb Ahmed	-	1	-	1	
<b>Others</b>			-	-	-	-	
<b>Total Team</b>			39	2	46	87	42.53





# P-3 VOLLEYBALL • Match players ranking

## 2009 FIVB Boys' Youth World Championship

### Pool A




**Match:** 14 **Date:** 29.08.2009 **Spectators:** 100  
**City:** Bassano del Grappa  
**Hall:** Palasport Bassano  
**Match duration:** **Start:** 15:30 **End:** 17:23 **Total:** 1:53

Teams	Sets	1	2	3	4	5	Total
EGY	1	25	22	14	22		83
PUR	3	21	25	25	25		96
<b>Set duration</b>		0:26	0:26	0:24	0:28		1:44




## PUR • Puerto Rico



**Spike**

Succ. %  
Limit: 15.00%


Rk	No	Name	Spikes	Faults	Shots	Total Attempts	Note
1	4	Archilla Ricardo	17	5	9	31	54.84
2	2	Lopez Jorge Antonio	15	10	11	36	41.67
-	9	Ribas Jose	8	3	7	18	
-	5	Morales Steven	7	4	7	18	
-	3	Burgos Ramon	8	2	6	16	
-	7	Pérez Javier	2	-	3	5	
-	10	Rivera Josue	-	-	1	1	
-	1	Agosto Jedisan Paul	-	-	-	-	
-	12	Rivera Cristian	-	-	-	-	
-	15	Mulero Jose Miguel	-	-	-	-	
-	16	Diaz Porfirio	-	-	-	-	
-	19	Solivan Frank	-	-	-	-	
<b>Others</b>			-	-	-	-	
<b>Total Team</b>			57	24	44	125	45.60



**Block**

Avg. by set

Rk	No	Name	Kill Blocks	Faults	Rebounds	Total Attempts	Note
1	5	Morales Steven	3	9	4	16	0.75
2	4	Archilla Ricardo	2	3	4	9	0.50
3	9	Ribas Jose	1	1	5	7	0.25
3	7	Pérez Javier	1	1	3	5	0.25
3	3	Burgos Ramon	1	5	6	12	0.25
-	1	Agosto Jedisan Paul	-	-	-	-	
-	10	Rivera Josue	-	-	-	-	
-	12	Rivera Cristian	-	-	-	-	
-	15	Mulero Jose Miguel	-	-	-	-	
-	16	Diaz Porfirio	-	-	-	-	
-	19	Solivan Frank	-	-	-	-	
-	2	Lopez Jorge Antonio	-	1	3	4	
<b>Others</b>			-	-	-	-	
<b>Total Team</b>			8	20	25	53	2.00



**Serve**

Avg. by set

Rk	No	Name	Aces	Faults	Serve Hits	Total Attempts	Note
1	2	Lopez Jorge Antonio	1	1	19	21	0.25
1	5	Morales Steven	1	1	9	11	0.25
-	1	Agosto Jedisan Paul	-	-	3	3	
-	10	Rivera Josue	-	-	-	-	
-	12	Rivera Cristian	-	-	-	-	
-	15	Mulero Jose Miguel	-	-	-	-	
-	16	Diaz Porfirio	-	-	-	-	
-	19	Solivan Frank	-	-	-	-	
-	3	Burgos Ramon	-	1	15	16	
-	7	Pérez Javier	-	1	13	14	
-	9	Ribas Jose	-	2	14	16	
-	4	Archilla Ricardo	-	2	12	14	
<b>Others</b>			-	-	-	-	
<b>Total Team</b>			2	8	85	95	0.50

Team	Opponent errors & Team faults				
		29	-		29





# P-3 VOLLEYBALL • Match players ranking

## 2009 FIVB Boys' Youth World Championship

### Pool A




**Match:** 14 **Date:** 29.08.2009 **Spectators:** 100  
**City:** Bassano del Grappa  
**Hall:** Palasport Bassano  
**Match duration:** **Start:** 15:30 **End:** 17:23 **Total:** 1:53

Teams	Sets	1	2	3	4	5	Total
EGY	1	25	22	14	22		83
PUR	3	21	25	25	25		96
<b>Set duration</b>		0:26	0:26	0:24	0:28		1:44




## PUR • Puerto Rico



**Dig**

Avg. by set


Rk	No	Name	Digs	Faults	Receptions	Total Attempts	Note
1	15	Mulero Jose Miguel	23	1	-	24	5.75
2	7	Pérez Javier	7	4	-	11	1.75
3	3	Burgos Ramon	6	-	-	6	1.50
3	4	Archilla Ricardo	6	2	1	9	1.50
5	2	Lopez Jorge Antonio	5	2	-	7	1.25
5	9	Ribas Jose	5	3	1	9	1.25
7	5	Morales Steven	2	-	-	2	0.50
-	1	Agosto Jedisan Paul	-	-	-	-	
-	10	Rivera Josue	-	-	-	-	
-	12	Rivera Cristian	-	-	-	-	
-	16	Diaz Porfirio	-	-	-	-	
-	19	Solivan Frank	-	-	-	-	
<b>Others</b>			-	-	-	-	
<b>Total Team</b>			54	12	2	68	13.50



**Set**

Avg. by set

Rk	No	Name	Running Sets	Faults	Still Sets	Total Attempts	Note
1	7	Pérez Javier	23	2	73	98	5.75
-	1	Agosto Jedisan Paul	-	-	1	1	
-	2	Lopez Jorge Antonio	-	-	1	1	
-	3	Burgos Ramon	-	-	-	-	
-	4	Archilla Ricardo	-	-	1	1	
-	5	Morales Steven	-	-	1	1	
-	9	Ribas Jose	-	-	-	-	
-	10	Rivera Josue	-	-	-	-	
-	12	Rivera Cristian	-	-	-	-	
-	15	Mulero Jose Miguel	-	-	9	9	
-	16	Diaz Porfirio	-	-	-	-	
-	19	Solivan Frank	-	-	-	-	
<b>Others</b>			-	-	-	-	
<b>Total Team</b>			23	2	86	111	5.75



**Reception**

Eff. %  
Limit: 25.00%

Rk	No	Name	Excellents	Faults	Serve Receptions	Total Attempts	Note
1	15	Mulero Jose Miguel	24	1	6	31	74.19
2	2	Lopez Jorge Antonio	13	1	15	29	41.38
-	4	Archilla Ricardo	3	-	8	11	
-	10	Rivera Josue	-	-	2	2	
-	1	Agosto Jedisan Paul	-	-	-	-	
-	3	Burgos Ramon	-	-	-	-	
-	5	Morales Steven	-	-	-	-	
-	7	Pérez Javier	-	-	-	-	
-	9	Ribas Jose	-	-	-	-	
-	12	Rivera Cristian	-	-	-	-	
-	16	Diaz Porfirio	-	-	-	-	
-	19	Solivan Frank	-	-	-	-	
<b>Others</b>			-	-	-	-	
<b>Total Team</b>			40	2	31	73	52.05

