



P-3 VOLLEYBALL • Match players ranking

2009 FIVB Boys' Youth World Championship

Pool D




Match: 5 **Date:** 28.08.2009 **Spectators:** 80
City: Jesolo
Hall: Palazzo del Turismo
Match duration: Start: 15:30 End: 17:30 Total: 2:00

Teams	Sets	1	2	3	4	5	Total
IND	3	18	26	25	18	15	102
POL	2	25	24	18	25	13	105
Set duration		0:19	0:28	0:23	0:22	0:16	1:48




IND • India



Spike

Succ. %
Limit: 15.00%


Rk	No	Name	Spikes	Faults	Shots	Total Attempts	Note
1	5	RAVIKUMAR T.D.	20	3	10	33	60.61
2	18	OMVEER MANN	15	13	11	39	38.46
-	7	VAISHNAV R.	8	2	8	18	
-	12	NAVJIT SINGH	9	2	7	18	
-	10	GURJANT SINGH	6	6	3	15	
-	3	JHON CHRISTOPER	-	3	3	6	
-	1	RANJIT SINGH	2	-	-	2	
-	6	HEMENDRA SINGH	-	-	-	-	
-	8	THENNARASAN J.	-	-	-	-	
-	14	SRIKAPIL M.	-	-	-	-	
-	15	DILIP KHOIWAL	-	-	-	-	
-	17	KANAGARAJ S.	-	-	-	-	
Others			-	-	-	-	
Total Team			60	29	42	131	45.80



Block

Avg. by set

Rk	No	Name	Kill Blocks	Faults	Rebounds	Total Attempts	Note
1	12	NAVJIT SINGH	4	9	9	22	0.80
2	18	OMVEER MANN	3	2	-	5	0.60
3	7	VAISHNAV R.	2	5	1	8	0.40
4	10	GURJANT SINGH	1	1	1	3	0.20
4	1	RANJIT SINGH	1	2	-	3	0.20
-	3	JHON CHRISTOPER	-	-	-	-	
-	5	RAVIKUMAR T.D.	-	-	-	-	
-	6	HEMENDRA SINGH	-	-	-	-	
-	8	THENNARASAN J.	-	-	-	-	
-	14	SRIKAPIL M.	-	-	-	-	
-	15	DILIP KHOIWAL	-	-	-	-	
-	17	KANAGARAJ S.	-	-	-	-	
Others			-	-	-	-	
Total Team			11	19	11	41	2.20



Serve

Avg. by set

Rk	No	Name	Aces	Faults	Serve Hits	Total Attempts	Note
1	1	RANJIT SINGH	2	1	22	25	0.40
2	7	VAISHNAV R.	1	-	14	15	0.20
-	6	HEMENDRA SINGH	-	-	-	-	
-	8	THENNARASAN J.	-	-	-	-	
-	12	NAVJIT SINGH	-	-	14	14	
-	14	SRIKAPIL M.	-	-	-	-	
-	15	DILIP KHOIWAL	-	-	-	-	
-	17	KANAGARAJ S.	-	-	-	-	
-	18	OMVEER MANN	-	2	14	16	
-	5	RAVIKUMAR T.D.	-	3	17	20	
-	10	GURJANT SINGH	-	2	6	8	
-	3	JHON CHRISTOPER	-	1	2	3	
Others			-	-	-	-	
Total Team			3	9	89	101	0.60

Team	Opponent errors & Team faults	28	-	28
-------------	-------------------------------	----	---	----





P-3 VOLLEYBALL • Match players ranking

2009 FIVB Boys' Youth World Championship
Pool D



Match: 5 Date: 28.08.2009 Spectators: 80
City: Jesolo
Hall: Palazzo del Turismo
Match duration: Start: 15:30 End: 17:30 Total: 2:00

Teams	Sets	1	2	3	4	5	Total
IND	3	18	26	25	18	15	102
POL	2	25	24	18	25	13	105
Set duration		0:19	0:28	0:23	0:22	0:16	1:48



IND • India



Dig

Avg. by set

Rk	No	Name	Digs	Faults	Receptions	Total Attempts	Note
1	1	RANJIT SINGH	7	1	-	8	1.40
2	5	RAVIKUMAR T.D.	6	1	1	8	1.20
3	18	OMVEER MANN	3	1	-	4	0.60
3	17	KANAGARAJ S.	3	3	-	6	0.60
5	10	GURJANT SINGH	1	-	-	1	0.20
5	12	NAVJIT SINGH	1	-	-	1	0.20
5	7	VAISHNAV R.	1	1	-	2	0.20
-	3	JHON CHRISTOPER	-	-	-	-	
-	6	HEMENDRA SINGH	-	-	-	-	
-	8	THENNARASAN J.	-	-	-	-	
-	14	SRIKAPIL M.	-	-	-	-	
-	15	DILIP KHOIWAL	-	-	-	-	
Others			-	-	-	-	
Total Team			22	7	1	30	4.40



Set

Avg. by set

Rk	No	Name	Running Sets	Faults	Still Sets	Total Attempts	Note
1	1	RANJIT SINGH	2	1	109	112	0.40
2	7	VAISHNAV R.	1	1	1	3	0.20
-	3	JHON CHRISTOPER	-	-	-	-	
-	5	RAVIKUMAR T.D.	-	-	2	2	
-	6	HEMENDRA SINGH	-	-	-	-	
-	8	THENNARASAN J.	-	-	-	-	
-	10	GURJANT SINGH	-	-	2	2	
-	12	NAVJIT SINGH	-	-	2	2	
-	14	SRIKAPIL M.	-	-	-	-	
-	15	DILIP KHOIWAL	-	-	-	-	
-	17	KANAGARAJ S.	-	-	3	3	
-	18	OMVEER MANN	-	-	1	1	
Others			-	-	-	-	
Total Team			3	2	120	125	0.60



Reception

Eff. %
Limit: 25.00%

Rk	No	Name	Excellents	Faults	Serve Receptions	Total Attempts	Note
1	17	KANAGARAJ S.	16	3	15	34	38.24
2	5	RAVIKUMAR T.D.	16	2	24	42	33.33
-	10	GURJANT SINGH	6	2	5	13	
-	3	JHON CHRISTOPER	3	-	1	4	
-	7	VAISHNAV R.	-	-	1	1	
-	1	RANJIT SINGH	-	-	-	-	
-	6	HEMENDRA SINGH	-	-	-	-	
-	8	THENNARASAN J.	-	-	-	-	
-	12	NAVJIT SINGH	-	-	-	-	
-	14	SRIKAPIL M.	-	-	-	-	
-	15	DILIP KHOIWAL	-	-	-	-	
-	18	OMVEER MANN	-	-	-	-	
Others			-	-	-	-	
Total Team			41	7	46	94	36.17





P-3 VOLLEYBALL • Match players ranking

2009 FIVB Boys' Youth World Championship

Pool D




Match: 5 **Date:** 28.08.2009 **Spectators:** 80
City: Jesolo
Hall: Palazzo del Turismo
Match duration: **Start:** 15:30 **End:** 17:30 **Total:** 2:00

Teams	Sets	1	2	3	4	5	Total
IND	3	18	26	25	18	15	102
POL	2	25	24	18	25	13	105
Set duration		0:19	0:28	0:23	0:22	0:16	1:48




POL • Poland



Spike

Succ. %
Limit: 15.00%


Rk	No	Name	Spikes	Faults	Shots	Total Attempts	Note
1	10	HEBDA Milosz	18	9	9	36	50.00
2	7	MIKA Mateusz	10	4	8	22	45.45
3	6	BUCHOWSKI Adrian	7	5	7	19	36.84
-	16	HAIN Piotr	8	5	3	16	
-	15	FERENS Wojciech	3	5	2	10	
-	8	KALEMBKA Tomasz	4	-	2	6	
-	18	DRYJA Dawid	2	1	1	4	
-	2	KOWALSKI Tomasz	2	-	-	2	
-	11	SZCZUREK Patryk	1	-	1	2	
-	1	KACZMAREK Bartosz	-	-	-	-	
-	12	PIOTROWSKI Mateusz	-	-	-	-	
-	19	DLUGOSZ Kamil	-	-	-	-	
Others			-	-	-	-	
Total Team			55	29	33	117	47.01



Block

Avg. by set

Rk	No	Name	Kill Blocks	Faults	Rebounds	Total Attempts	Note
1	8	KALEMBKA Tomasz	5	3	6	14	1.00
1	16	HAIN Piotr	5	7	8	20	1.00
3	10	HEBDA Milosz	2	1	3	6	0.40
4	2	KOWALSKI Tomasz	1	-	-	1	0.20
4	7	MIKA Mateusz	1	1	2	4	0.20
4	18	DRYJA Dawid	1	2	-	3	0.20
-	1	KACZMAREK Bartosz	-	-	-	-	
-	12	PIOTROWSKI Mateusz	-	-	-	-	
-	15	FERENS Wojciech	-	-	-	-	
-	19	DLUGOSZ Kamil	-	-	-	-	
-	6	BUCHOWSKI Adrian	-	2	1	3	
-	11	SZCZUREK Patryk	-	1	-	1	
Others			-	-	-	-	
Total Team			15	17	20	52	3.00



Serve

Avg. by set

Rk	No	Name	Aces	Faults	Serve Hits	Total Attempts	Note
1	10	HEBDA Milosz	3	2	18	23	0.60
2	11	SZCZUREK Patryk	2	2	11	15	0.40
3	15	FERENS Wojciech	1	1	8	10	0.20
3	6	BUCHOWSKI Adrian	1	3	12	16	0.20
-	1	KACZMAREK Bartosz	-	-	-	-	
-	2	KOWALSKI Tomasz	-	-	3	3	
-	7	MIKA Mateusz	-	-	9	9	
-	12	PIOTROWSKI Mateusz	-	-	-	-	
-	18	DRYJA Dawid	-	-	4	4	
-	19	DLUGOSZ Kamil	-	-	1	1	
-	8	KALEMBKA Tomasz	-	1	9	10	
-	16	HAIN Piotr	-	3	12	15	
Others			-	-	-	-	
Total Team			7	12	87	106	1.40

Team	Opponent errors & Team faults	28	-	28
-------------	-------------------------------	----	---	----





P-3 VOLLEYBALL • Match players ranking

2009 FIVB Boys' Youth World Championship

Pool D




Match: 5 **Date:** 28.08.2009 **Spectators:** 80
City: Jesolo
Hall: Palazzo del Turismo
Match duration: Start: 15:30 End: 17:30 Total: 2:00

Teams	Sets	1	2	3	4	5	Total
IND	3	18	26	25	18	15	102
POL	2	25	24	18	25	13	105
Set duration		0:19	0:28	0:23	0:22	0:16	1:48



POL • Poland



Dig

Avg. by set


Rk	No	Name	Digs	Faults	Receptions	Total Attempts	Note
1	1	KACZMAREK Bartosz	12	7	2	21	2.40
2	10	HEBDA Milosz	4	-	-	4	0.80
3	6	BUCHOWSKI Adrian	2	1	1	4	0.40
4	16	HAIN Piotr	1	-	-	1	0.20
4	7	MIKA Mateusz	1	1	1	3	0.20
4	11	SZCZUREK Patryk	1	1	-	2	0.20
-	8	KALEMBKA Tomasz	-	-	-	-	
-	12	PIOTROWSKI Mateusz	-	-	-	-	
-	18	DRYJA Dawid	-	-	-	-	
-	19	DLUGOSZ Kamil	-	-	-	-	
-	2	KOWALSKI Tomasz	-	1	1	2	
-	15	FERENS Wojciech	-	2	-	2	
Others			-	-	-	-	
Total Team			21	13	5	39	4.20



Set

Avg. by set

Rk	No	Name	Running Sets	Faults	Still Sets	Total Attempts	Note
1	11	SZCZUREK Patryk	5	-	76	81	1.00
2	2	KOWALSKI Tomasz	1	-	18	19	0.20
2	6	BUCHOWSKI Adrian	1	-	-	1	0.20
-	1	KACZMAREK Bartosz	-	-	2	2	
-	7	MIKA Mateusz	-	-	1	1	
-	8	KALEMBKA Tomasz	-	-	1	1	
-	10	HEBDA Milosz	-	-	2	2	
-	12	PIOTROWSKI Mateusz	-	-	-	-	
-	15	FERENS Wojciech	-	-	2	2	
-	16	HAIN Piotr	-	-	1	1	
-	18	DRYJA Dawid	-	-	-	-	
-	19	DLUGOSZ Kamil	-	-	-	-	
Others			-	-	-	-	
Total Team			7	-	103	110	1.40



Reception

Eff. %
Limit: 25.00%

Rk	No	Name	Excellents	Faults	Serve Receptions	Total Attempts	Note
1	1	KACZMAREK Bartosz	17	2	8	27	55.56
2	6	BUCHOWSKI Adrian	19	3	10	32	50.00
3	7	MIKA Mateusz	11	-	13	24	45.83
-	15	FERENS Wojciech	5	-	4	9	
-	2	KOWALSKI Tomasz	-	-	-	-	
-	8	KALEMBKA Tomasz	-	-	-	-	
-	10	HEBDA Milosz	-	-	-	-	
-	11	SZCZUREK Patryk	-	-	-	-	
-	12	PIOTROWSKI Mateusz	-	-	-	-	
-	16	HAIN Piotr	-	-	-	-	
-	18	DRYJA Dawid	-	-	-	-	
-	19	DLUGOSZ Kamil	-	-	-	-	
Others			-	-	-	-	
Total Team			52	5	35	92	51.09

