



# P-3 VOLLEYBALL • Match players ranking


2007 FIVB 10th Boys' Youth World Championship  
Pool F - Round 2 / Places 1-8



**Match:** 39 **Date:** 21.08.2007 **Spectators:** 140  
**City:** TIJUANA  
**Hall:** GIMNASIO DE USOS MULTIPLES  
**Match duration:** **Start:** 14:00 **End:** 16:05 **Total:** 2:05

Teams	Sets	1	2	3	4	5	Total
<b>BEL</b>	<b>2</b>	25	21	22	35	8	111
<b>POL</b>	<b>3</b>	20	25	25	33	15	118
<b>Set duration</b>		0:20	0:23	0:24	0:34	0:12	1:53


## BEL • Belgium



**Spike**

Succ. %  
Limit: 15.00%


Rk	No	Name	Spikes	Faults	Shots	Total Attempts	Note
1	12	KLINKENBERG KEVIN	15	2	14	31	48.39
2	1	VAN DEN DRIES BRAM	21	10	13	44	47.73
-	6	VAN HIRTUM RUBEN	11	3	5	19	
-	9	VERHEES PIETER	5	2	7	14	
-	7	BACKAERT WIM	4	-	3	7	
-	8	VAN DE VOORDE SIMON	5	-	2	7	
-	2	KRUYNER YVES	2	1	3	6	
-	4	VAN DAMME MATHIAS	-	-	-	-	
-	5	VALKIERS MATTHIAS	-	-	-	-	
-	10	DE BONT ROBIN	-	-	-	-	
-	13	DE SCHRIJVER LEONARD	-	-	-	-	
-	14	VAN RENTERGHEM WILLEM	-	-	-	-	
<b>Others</b>			-	-	-	-	
<b>Total Team</b>			63	18	47	128	49.22



**Block**

Avg. by set

Rk	No	Name	Kill Blocks	Faults	Rebounds	Total Attempts	Note
1	12	KLINKENBERG KEVIN	3	1	1	5	0.60
2	7	BACKAERT WIM	2	1	1	4	0.40
2	1	VAN DEN DRIES BRAM	2	4	4	10	0.40
4	8	VAN DE VOORDE SIMON	1	2	6	9	0.20
4	9	VERHEES PIETER	1	4	5	10	0.20
4	2	KRUYNER YVES	1	3	3	7	0.20
4	6	VAN HIRTUM RUBEN	1	4	-	5	0.20
-	4	VAN DAMME MATHIAS	-	-	-	-	
-	5	VALKIERS MATTHIAS	-	-	-	-	
-	10	DE BONT ROBIN	-	-	-	-	
-	13	DE SCHRIJVER LEONARD	-	-	-	-	
-	14	VAN RENTERGHEM WILLEM	-	-	-	-	
<b>Others</b>			-	-	-	-	
<b>Total Team</b>			11	19	20	50	2.20



**Serve**

Avg. by set

Rk	No	Name	Aces	Faults	Serve Hits	Total Attempts	Note
1	1	VAN DEN DRIES BRAM	3	3	13	19	0.60
2	12	KLINKENBERG KEVIN	2	3	17	22	0.40
3	9	VERHEES PIETER	1	2	13	16	0.20
-	4	VAN DAMME MATHIAS	-	-	-	-	
-	5	VALKIERS MATTHIAS	-	-	-	-	
-	10	DE BONT ROBIN	-	-	-	-	
-	13	DE SCHRIJVER LEONARD	-	-	-	-	
-	14	VAN RENTERGHEM WILLEM	-	-	-	-	
-	2	KRUYNER YVES	-	1	24	25	
-	6	VAN HIRTUM RUBEN	-	4	11	15	
-	7	BACKAERT WIM	-	2	5	7	
-	8	VAN DE VOORDE SIMON	-	2	5	7	
<b>Others</b>			-	-	-	-	
<b>Total Team</b>			6	17	88	111	1.20

Team	Opponent errors & Team faults	31	-	31





# P-3 VOLLEYBALL • Match players ranking

2007 FIVB 10th Boys' Youth World Championship  
Pool F - Round 2 / Places 1-8


FIVB  
www.fivb.org

Match: 39 Date: 21.08.2007 Spectators: 140  
City: TIJUANA  
Hall: GIMNASIO DE USOS MULTIPLES  
Match duration: Start: 14:00 End: 16:05 Total: 2:05

Teams	Sets	1	2	3	4	5	Total
BEL	2	25	21	22	35	8	111
POL	3	20	25	25	33	15	118
Set duration		0:20	0:23	0:24	0:34	0:12	1:53

## BEL • Belgium

Rk	No	Name	Digs	Faults	Receptions	Total Attempts	Note
1	14	VAN RENTERGHEM WILLEM	6	13	12	31	1.20
2	2	KRUYNER YVES	1	9	9	19	0.20
-	4	VAN DAMME MATHIAS	-	-	-	-	
-	5	VALKIERS MATTHIAS	-	-	-	-	
-	7	BACKAERT WIM	-	-	3	3	
-	10	DE BONT ROBIN	-	-	-	-	
-	13	DE SCHRIJVER LEONARD	-	-	-	-	
-	1	VAN DEN DRIES BRAM	-	10	5	15	
-	6	VAN HIRTUM RUBEN	-	7	3	10	
-	9	VERHEES PIETER	-	3	1	4	
-	12	KLINKENBERG KEVIN	-	9	2	11	
-	8	VAN DE VOORDE SIMON	-	4	-	4	
Others			-	-	-	-	
Total Team			7	55	35	97	1.40



**Dig**

Avg. by set


Rk	No	Name	Running Sets	Faults	Still Sets	Total Attempts	Note
1	2	KRUYNER YVES	34	1	70	105	6.80
2	9	VERHEES PIETER	1	-	1	2	0.20
-	4	VAN DAMME MATHIAS	-	-	-	-	
-	5	VALKIERS MATTHIAS	-	-	-	-	
-	6	VAN HIRTUM RUBEN	-	-	2	2	
-	7	BACKAERT WIM	-	-	-	-	
-	8	VAN DE VOORDE SIMON	-	-	1	1	
-	10	DE BONT ROBIN	-	-	-	-	
-	13	DE SCHRIJVER LEONARD	-	-	-	-	
-	14	VAN RENTERGHEM WILLEM	-	-	8	8	
-	12	KLINKENBERG KEVIN	-	1	4	5	
-	1	VAN DEN DRIES BRAM	-	1	3	4	
Others			-	-	-	-	
Total Team			35	3	89	127	7.00



**Set**

Avg. by set

Rk	No	Name	Excellents	Faults	Serve Receptions	Total Attempts	Note
1	14	VAN RENTERGHEM WILLEM	16	2	16	34	41.18
2	6	VAN HIRTUM RUBEN	4	3	29	36	2.78
-	12	KLINKENBERG KEVIN	3	1	19	23	
-	7	BACKAERT WIM	1	-	4	5	
-	9	VERHEES PIETER	-	-	3	3	
-	1	VAN DEN DRIES BRAM	-	-	1	1	
-	8	VAN DE VOORDE SIMON	-	-	1	1	
-	2	KRUYNER YVES	-	-	-	-	
-	4	VAN DAMME MATHIAS	-	-	-	-	
-	5	VALKIERS MATTHIAS	-	-	-	-	
-	10	DE BONT ROBIN	-	-	-	-	
-	13	DE SCHRIJVER LEONARD	-	-	-	-	
Others			-	-	-	-	
Total Team			24	6	73	103	17.48



**Reception**

Eff. %  
Limit: 25.00%





# P-3 VOLLEYBALL • Match players ranking

2007 FIVB 10th Boys' Youth World Championship  
Pool F - Round 2 / Places 1-8

FIVB  
www.fivb.org

Match: 39 Date: 21.08.2007 Spectators: 140  
City: TIJUANA  
Hall: GIMNASIO DE USOS MULTIPLES  
Match duration: Start: 14:00 End: 16:05 Total: 2:05

Teams	Sets	1	2	3	4	5	Total
BEL	2	25	21	22	35	8	111
POL	3	20	25	25	33	15	118
Set duration		0:20	0:23	0:24	0:34	0:12	1:53



POL • Poland



**Spike**

Succ. %  
Limit: 15.00%

Rk	No	Name	Spikes	Faults	Shots	Total Attempts	Note
1	10	Jasinski Mateusz	15	3	7	25	60.00
2	13	Piórkowski Szymon	14	3	7	24	58.33
3	7	Krzywiecki Maciej	14	7	14	35	40.00
-	12	Polanski Lukasz	11	1	1	13	
-	4	Król Jan	5	2	2	9	
-	15	Drzyzga Fabian	5	2	2	9	
-	6	Klos Karol	4	2	1	7	
-	9	Kasperek Przemyslaw	1	-	3	4	
-	2	Mika Mateusz	-	2	-	2	
-	1	Wronski Lukasz	-	-	-	-	
-	14	Paniaczyk Michal	-	-	-	-	
-	17	Zatorski Pawel	-	-	-	-	
Others			-	-	-	-	
<b>Total Team</b>			69	22	37	128	53.91



**Block**

Avg. by set

Rk	No	Name	Kill Blocks	Faults	Rebounds	Total Attempts	Note
1	12	Polanski Lukasz	4	2	7	13	0.80
1	15	Drzyzga Fabian	4	2	2	8	0.80
3	7	Krzywiecki Maciej	3	-	4	7	0.60
3	10	Jasinski Mateusz	3	4	1	8	0.60
5	13	Piórkowski Szymon	2	1	3	6	0.40
-	1	Wronski Lukasz	-	-	-	-	
-	2	Mika Mateusz	-	-	-	-	
-	14	Paniaczyk Michal	-	-	-	-	
-	17	Zatorski Pawel	-	-	-	-	
-	4	Król Jan	-	1	1	2	
-	6	Klos Karol	-	5	4	9	
-	9	Kasperek Przemyslaw	-	2	-	2	
Others			-	-	-	-	
<b>Total Team</b>			16	17	22	55	3.20



**Serve**

Avg. by set

Rk	No	Name	Aces	Faults	Serve Hits	Total Attempts	Note
1	15	Drzyzga Fabian	3	2	22	27	0.60
2	7	Krzywiecki Maciej	1	2	18	21	0.20
2	12	Polanski Lukasz	1	2	14	17	0.20
2	4	Król Jan	1	2	3	6	0.20
-	1	Wronski Lukasz	-	-	-	-	
-	2	Mika Mateusz	-	-	1	1	
-	6	Klos Karol	-	-	11	11	
-	14	Paniaczyk Michal	-	-	-	-	
-	17	Zatorski Pawel	-	-	-	-	
-	10	Jasinski Mateusz	-	3	15	18	
-	13	Piórkowski Szymon	-	2	10	12	
-	9	Kasperek Przemyslaw	-	2	3	5	
Others			-	-	-	-	
<b>Total Team</b>			6	15	97	118	1.20

Team	Opponent errors & Team faults	27	3	30





# P-3 VOLLEYBALL • Match players ranking

2007 FIVB 10th Boys' Youth World Championship  
Pool F - Round 2 / Places 1-8


FIVB  
www.fivb.org

Match: 39 Date: 21.08.2007 Spectators: 140  
City: TIJUANA  
Hall: GIMNASIO DE USOS MULTIPLES  
Match duration: Start: 14:00 End: 16:05 Total: 2:05

Teams	Sets	1	2	3	4	5	Total
BEL	2	25	21	22	35	8	111
POL	3	20	25	25	33	15	118
Set duration		0:20	0:23	0:24	0:34	0:12	1:53



POL • Poland



**Dig**

Avg. by set


Rk	No	Name	Digs	Faults	Receptions	Total Attempts	Note
1	17	Zatorski Pawel	5	8	4	17	1.00
2	15	Drzyzga Fabian	2	8	11	21	0.40
2	7	Krzywiecki Maciej	2	7	7	16	0.40
4	6	Klos Karol	1	2	2	5	0.20
4	4	Król Jan	1	4	1	6	0.20
4	13	Piórkowski Szymon	1	7	1	9	0.20
-	1	Wronski Lukasz	-	-	-	-	
-	2	Mika Mateusz	-	-	-	-	
-	9	Kasperek Przemyslaw	-	-	1	1	
-	14	Paniaczyk Michal	-	-	-	-	
-	12	Polanski Lukasz	-	1	5	6	
-	10	Jasinski Mateusz	-	10	6	16	
<b>Others</b>			-	-	-	-	
<b>Total Team</b>			12	47	38	97	2.40



**Set**

Avg. by set

Rk	No	Name	Running Sets	Faults	Still Sets	Total Attempts	Note
1	15	Drzyzga Fabian	41	-	60	101	8.20
-	1	Wronski Lukasz	-	-	-	-	
-	2	Mika Mateusz	-	-	-	-	
-	4	Król Jan	-	-	1	1	
-	6	Klos Karol	-	-	6	6	
-	7	Krzywiecki Maciej	-	-	1	1	
-	9	Kasperek Przemyslaw	-	-	1	1	
-	12	Polanski Lukasz	-	-	1	1	
-	13	Piórkowski Szymon	-	-	3	3	
-	14	Paniaczyk Michal	-	-	-	-	
-	17	Zatorski Pawel	-	-	4	4	
-	10	Jasinski Mateusz	-	1	7	8	
<b>Others</b>			-	-	-	-	
<b>Total Team</b>			41	1	84	126	8.20



**Reception**

Eff. %  
Limit: 25.00%

Rk	No	Name	Excellents	Faults	Serve Receptions	Total Attempts	Note
1	10	Jasinski Mateusz	7	5	29	41	4.88
-	17	Zatorski Pawel	10	-	11	21	
-	7	Krzywiecki Maciej	6	-	14	20	
-	12	Polanski Lukasz	1	-	5	6	
-	2	Mika Mateusz	3	1	2	6	
-	1	Wronski Lukasz	-	-	-	-	
-	4	Król Jan	-	-	-	-	
-	6	Klos Karol	-	-	-	-	
-	9	Kasperek Przemyslaw	-	-	-	-	
-	13	Piórkowski Szymon	-	-	-	-	
-	14	Paniaczyk Michal	-	-	-	-	
-	15	Drzyzga Fabian	-	-	-	-	
<b>Others</b>			-	-	-	-	
<b>Total Team</b>			27	6	61	94	22.34

