



# P-3 VOLLEYBALL • Match players ranking

2007 FIVB 10th Boys' Youth World Championship  
Pool B - Round 1


FIVB  
www.fivb.org

Match: 12 Date: 16.08.2007 Spectators: 300  
City: MEXICALI  
Hall: AUDITORIO DEL ESTADO  
Match duration: Start: 16:48 End: 18:11 Total: 1:23

| Teams        | Sets | 1    | 2    | 3    | 4 | 5 | Total |
|--------------|------|------|------|------|---|---|-------|
| BRA          | 3    | 25   | 25   | 25   |   |   | 75    |
| EGY          | 0    | 21   | 20   | 23   |   |   | 64    |
| Set duration |      | 0:27 | 0:24 | 0:31 |   |   | 1:22  |




## BRA • Brazil



**Spike**

Succ. %  
Limit: 15.00%


| Rk                | No | Name               | Spikes | Faults | Shots | Total Attempts | Note  |
|-------------------|----|--------------------|--------|--------|-------|----------------|-------|
| 1                 | 5  | Silva Maurício     | 14     | 4      | 18    | 36             | 38.89 |
| 2                 | 3  | Wesz Tiago         | 6      | -      | 10    | 16             | 37.50 |
| -                 | 2  | Figueiredo Aurélio | 4      | 1      | 6     | 11             |       |
| -                 | 4  | Cabral Levi        | 4      | 2      | 4     | 10             |       |
| -                 | 7  | Radke Murilo       | 2      | -      | 7     | 9              |       |
| -                 | 10 | Carvalho Najari    | 3      | 1      | 5     | 9              |       |
| -                 | 15 | Santos Isac        | 4      | 2      | 1     | 7              |       |
| -                 | 8  | Koepp Guilherme    | 1      | 3      | 3     | 7              |       |
| -                 | 13 | Ventura Anderson   | -      | -      | -     | -              |       |
| -                 | 14 | Buiatti Renan      | -      | -      | -     | -              |       |
| -                 | 16 | Menicucci Rodrigo  | -      | -      | -     | -              |       |
| -                 | 17 | Hoss Thales        | -      | -      | -     | -              |       |
| Others            |    |                    | -      | -      | -     | -              |       |
| <b>Total Team</b> |    |                    | 38     | 13     | 54    | 105            | 36.19 |



**Block**

Avg. by set

| Rk                | No | Name               | Kill Blocks | Faults | Rebounds | Total Attempts | Note |
|-------------------|----|--------------------|-------------|--------|----------|----------------|------|
| 1                 | 2  | Figueiredo Aurélio | 3           | 2      | 3        | 8              | 1.00 |
| 2                 | 3  | Wesz Tiago         | 1           | -      | 1        | 2              | 0.33 |
| 2                 | 8  | Koepp Guilherme    | 1           | 1      | 4        | 6              | 0.33 |
| -                 | 13 | Ventura Anderson   | -           | -      | -        | -              |      |
| -                 | 14 | Buiatti Renan      | -           | -      | -        | -              |      |
| -                 | 16 | Menicucci Rodrigo  | -           | -      | -        | -              |      |
| -                 | 17 | Hoss Thales        | -           | -      | -        | -              |      |
| -                 | 10 | Carvalho Najari    | -           | 1      | 2        | 3              |      |
| -                 | 4  | Cabral Levi        | -           | 2      | 2        | 4              |      |
| -                 | 5  | Silva Maurício     | -           | 4      | 4        | 8              |      |
| -                 | 15 | Santos Isac        | -           | 5      | 4        | 9              |      |
| -                 | 7  | Radke Murilo       | -           | 3      | 2        | 5              |      |
| Others            |    |                    | -           | -      | -        | -              |      |
| <b>Total Team</b> |    |                    | 5           | 18     | 22       | 45             | 1.67 |



**Serve**

Avg. by set

| Rk                | No | Name               | Aces | Faults | Serve Hits | Total Attempts | Note |
|-------------------|----|--------------------|------|--------|------------|----------------|------|
| -                 | 3  | Wesz Tiago         | -    | -      | 6          | 6              |      |
| -                 | 4  | Cabral Levi        | -    | -      | 5          | 5              |      |
| -                 | 5  | Silva Maurício     | -    | -      | 11         | 11             |      |
| -                 | 10 | Carvalho Najari    | -    | -      | 5          | 5              |      |
| -                 | 13 | Ventura Anderson   | -    | -      | -          | -              |      |
| -                 | 14 | Buiatti Renan      | -    | -      | 1          | 1              |      |
| -                 | 15 | Santos Isac        | -    | -      | 11         | 11             |      |
| -                 | 16 | Menicucci Rodrigo  | -    | -      | 5          | 5              |      |
| -                 | 17 | Hoss Thales        | -    | -      | -          | -              |      |
| -                 | 2  | Figueiredo Aurélio | -    | 1      | 11         | 12             |      |
| -                 | 7  | Radke Murilo       | -    | 1      | 9          | 10             |      |
| -                 | 8  | Koepp Guilherme    | -    | 2      | 5          | 7              |      |
| Others            |    |                    | -    | -      | -          | -              |      |
| <b>Total Team</b> |    |                    | -    | 4      | 69         | 73             |      |

| Team | Opponent errors & Team faults | 32 | 4 | 36 |
|------|-------------------------------|----|---|----|
|      |                               |    |   |    |





# P-3 VOLLEYBALL • Match players ranking

2007 FIVB 10th Boys' Youth World Championship  
Pool B - Round 1



**Match:** 12 **Date:** 16.08.2007 **Spectators:** 300  
**City:** MEXICALI  
**Hall:** AUDITORIO DEL ESTADO  
**Match duration:** **Start:** 16:48 **End:** 18:11 **Total:** 1:23

| Teams               | Sets     | 1    | 2    | 3    | 4 | 5 | Total |
|---------------------|----------|------|------|------|---|---|-------|
| <b>BRA</b>          | <b>3</b> | 25   | 25   | 25   |   |   | 75    |
| <b>EGY</b>          | <b>0</b> | 21   | 20   | 23   |   |   | 64    |
| <b>Set duration</b> |          | 0:27 | 0:24 | 0:31 |   |   | 1:22  |




## BRA • Brazil



**Dig**

Avg. by set


| Rk                | No | Name               | Digs | Faults | Receptions | Total Attempts | Note |
|-------------------|----|--------------------|------|--------|------------|----------------|------|
| 1                 | 17 | Hoss Thales        | 7    | 5      | 6          | 18             | 2.33 |
| 2                 | 5  | Silva Maurício     | 5    | 3      | 9          | 17             | 1.67 |
| 3                 | 2  | Figueiredo Aurélio | 1    | -      | 2          | 3              | 0.33 |
| 3                 | 15 | Santos Isac        | 1    | -      | 2          | 3              | 0.33 |
| -                 | 13 | Ventura Anderson   | -    | -      | -          | -              |      |
| -                 | 14 | Buiatti Renan      | -    | -      | -          | -              |      |
| -                 | 16 | Menicucci Rodrigo  | -    | -      | 3          | 3              |      |
| -                 | 3  | Wesz Tiago         | -    | 1      | 6          | 7              |      |
| -                 | 8  | Koepp Guilherme    | -    | 2      | 3          | 5              |      |
| -                 | 4  | Cabral Levi        | -    | 3      | 4          | 7              |      |
| -                 | 7  | Radke Murilo       | -    | 4      | 5          | 9              |      |
| -                 | 10 | Carvalho Najari    | -    | 4      | 1          | 5              |      |
| <b>Others</b>     |    |                    | -    | -      | -          | -              |      |
| <b>Total Team</b> |    |                    | 14   | 22     | 41         | 77             | 4.67 |



**Set**

Avg. by set

| Rk                | No | Name               | Running Sets | Faults | Still Sets | Total Attempts | Note |
|-------------------|----|--------------------|--------------|--------|------------|----------------|------|
| 1                 | 7  | Radke Murilo       | 18           | 1      | 40         | 59             | 6.00 |
| 2                 | 16 | Menicucci Rodrigo  | 2            | -      | 10         | 12             | 0.67 |
| 3                 | 3  | Wesz Tiago         | 1            | -      | 3          | 4              | 0.33 |
| -                 | 2  | Figueiredo Aurélio | -            | -      | 3          | 3              |      |
| -                 | 4  | Cabral Levi        | -            | -      | 2          | 2              |      |
| -                 | 5  | Silva Maurício     | -            | -      | 8          | 8              |      |
| -                 | 10 | Carvalho Najari    | -            | -      | -          | -              |      |
| -                 | 13 | Ventura Anderson   | -            | -      | -          | -              |      |
| -                 | 14 | Buiatti Renan      | -            | -      | -          | -              |      |
| -                 | 15 | Santos Isac        | -            | -      | 3          | 3              |      |
| -                 | 17 | Hoss Thales        | -            | -      | 2          | 2              |      |
| -                 | 8  | Koepp Guilherme    | -            | 1      | 2          | 3              |      |
| <b>Others</b>     |    |                    | -            | -      | -          | -              |      |
| <b>Total Team</b> |    |                    | 21           | 2      | 73         | 96             | 7.00 |



**Reception**

Eff. %  
Limit: 25.00%

| Rk                | No | Name               | Excellents | Faults | Serve Receptions | Total Attempts | Note  |
|-------------------|----|--------------------|------------|--------|------------------|----------------|-------|
| 1                 | 17 | Hoss Thales        | 16         | -      | 5                | 21             | 76.19 |
| 2                 | 5  | Silva Maurício     | 15         | 1      | 8                | 24             | 58.33 |
| -                 | 8  | Koepp Guilherme    | 4          | -      | 3                | 7              |       |
| -                 | 3  | Wesz Tiago         | -          | -      | 2                | 2              |       |
| -                 | 2  | Figueiredo Aurélio | -          | -      | -                | -              |       |
| -                 | 4  | Cabral Levi        | -          | -      | -                | -              |       |
| -                 | 7  | Radke Murilo       | -          | -      | -                | -              |       |
| -                 | 10 | Carvalho Najari    | -          | -      | -                | -              |       |
| -                 | 13 | Ventura Anderson   | -          | -      | -                | -              |       |
| -                 | 14 | Buiatti Renan      | -          | -      | -                | -              |       |
| -                 | 15 | Santos Isac        | -          | -      | -                | -              |       |
| -                 | 16 | Menicucci Rodrigo  | -          | -      | -                | -              |       |
| <b>Others</b>     |    |                    | -          | -      | -                | -              |       |
| <b>Total Team</b> |    |                    | 35         | 1      | 18               | 54             | 62.96 |





# P-3 VOLLEYBALL • Match players ranking

2007 FIVB 10th Boys' Youth World Championship  
Pool B - Round 1



**Match:** 12 **Date:** 16.08.2007 **Spectators:** 300  
**City:** MEXICALI  
**Hall:** AUDITORIO DEL ESTADO  
**Match duration:** Start: 16:48 End: 18:11 Total: 1:23

| Teams               | Sets     | 1    | 2    | 3    | 4 | 5 | Total |
|---------------------|----------|------|------|------|---|---|-------|
| <b>BRA</b>          | <b>3</b> | 25   | 25   | 25   |   |   | 75    |
| <b>EGY</b>          | <b>0</b> | 21   | 20   | 23   |   |   | 64    |
| <b>Set duration</b> |          | 0:27 | 0:24 | 0:31 |   |   | 1:22  |



## EGY • Egypt



**Spike**

Succ. %  
Limit: 15.00%

| Rk                | No | Name                      | Spikes | Faults | Shots | Total Attempts | Note  |
|-------------------|----|---------------------------|--------|--------|-------|----------------|-------|
| 1                 | 8  | Khattab Mohamed           | 8      | 3      | 8     | 19             | 42.11 |
| 2                 | 11 | Mohamed Ahmed             | 12     | 9      | 16    | 37             | 32.43 |
| 3                 | 10 | Elshemerly Mohamed        | 5      | 2      | 10    | 17             | 29.41 |
| -                 | 4  | Elmetwaly Mohamed         | 7      | 1      | 4     | 12             |       |
| -                 | 18 | Elboghday Tarek           | 4      | 3      | 5     | 12             |       |
| -                 | 9  | Abd El Rehim Mamdouh      | 4      | 2      | 1     | 7              |       |
| -                 | 3  | Ellakany Ahmed            | 2      | 1      | 3     | 6              |       |
| -                 | 2  | Badr Mohamed              | -      | -      | -     | -              |       |
| -                 | 7  | Abou Elmaaty Abd Elrahman | -      | -      | -     | -              |       |
| -                 | 12 | Eldib Khaled              | -      | -      | -     | -              |       |
| -                 | 14 | Raafat Youssef            | -      | -      | -     | -              |       |
| -                 | 17 | Haikal Reda               | -      | -      | -     | -              |       |
| <b>Others</b>     |    |                           | -      | -      | -     | -              |       |
| <b>Total Team</b> |    |                           | 42     | 21     | 47    | 110            | 38.18 |



**Block**

Avg. by set

| Rk                | No | Name                      | Kill Blocks | Faults | Rebounds | Total Attempts | Note |
|-------------------|----|---------------------------|-------------|--------|----------|----------------|------|
| 1                 | 11 | Mohamed Ahmed             | 2           | 1      | 3        | 6              | 0.67 |
| 2                 | 18 | Elboghday Tarek           | 1           | -      | 2        | 3              | 0.33 |
| 2                 | 10 | Elshemerly Mohamed        | 1           | 2      | 1        | 4              | 0.33 |
| -                 | 2  | Badr Mohamed              | -           | -      | -        | -              |      |
| -                 | 7  | Abou Elmaaty Abd Elrahman | -           | -      | -        | -              |      |
| -                 | 12 | Eldib Khaled              | -           | -      | -        | -              |      |
| -                 | 14 | Raafat Youssef            | -           | -      | -        | -              |      |
| -                 | 17 | Haikal Reda               | -           | -      | -        | -              |      |
| -                 | 9  | Abd El Rehim Mamdouh      | -           | 1      | 10       | 11             |      |
| -                 | 3  | Ellakany Ahmed            | -           | 2      | 7        | 9              |      |
| -                 | 4  | Elmetwaly Mohamed         | -           | 4      | 5        | 9              |      |
| -                 | 8  | Khattab Mohamed           | -           | 3      | 3        | 6              |      |
| <b>Others</b>     |    |                           | -           | -      | -        | -              |      |
| <b>Total Team</b> |    |                           | 4           | 13     | 31       | 48             | 1.33 |



**Serve**

Avg. by set

| Rk                | No | Name                      | Aces | Faults | Serve Hits | Total Attempts | Note |
|-------------------|----|---------------------------|------|--------|------------|----------------|------|
| -                 | 2  | Badr Mohamed              | -    | -      | 1          | 1              |      |
| -                 | 7  | Abou Elmaaty Abd Elrahman | -    | -      | -          | -              |      |
| -                 | 12 | Eldib Khaled              | -    | -      | -          | -              |      |
| -                 | 14 | Raafat Youssef            | -    | -      | -          | -              |      |
| -                 | 17 | Haikal Reda               | -    | -      | -          | -              |      |
| -                 | 18 | Elboghday Tarek           | -    | -      | 5          | 5              |      |
| -                 | 10 | Elshemerly Mohamed        | -    | 1      | 9          | 10             |      |
| -                 | 9  | Abd El Rehim Mamdouh      | -    | 1      | 8          | 9              |      |
| -                 | 4  | Elmetwaly Mohamed         | -    | 1      | 7          | 8              |      |
| -                 | 3  | Ellakany Ahmed            | -    | 2      | 11         | 13             |      |
| -                 | 11 | Mohamed Ahmed             | -    | 3      | 9          | 12             |      |
| -                 | 8  | Khattab Mohamed           | -    | 3      | 4          | 7              |      |
| <b>Others</b>     |    |                           | -    | -      | -          | -              |      |
| <b>Total Team</b> |    |                           | -    | 11     | 54         | 65             |      |

| Team | Opponent errors & Team faults | 18 | 4 | 22 |
|------|-------------------------------|----|---|----|
|      |                               |    |   |    |





# P-3 VOLLEYBALL • Match players ranking

2007 FIVB 10th Boys' Youth World Championship  
Pool B - Round 1




**Match:** 12 **Date:** 16.08.2007 **Spectators:** 300  
**City:** MEXICALI  
**Hall:** AUDITORIO DEL ESTADO  
**Match duration:** **Start:** 16:48 **End:** 18:11 **Total:** 1:23

| Teams               | Sets     | 1    | 2    | 3    | 4 | 5 | Total |
|---------------------|----------|------|------|------|---|---|-------|
| <b>BRA</b>          | <b>3</b> | 25   | 25   | 25   |   |   | 75    |
| <b>EGY</b>          | <b>0</b> | 21   | 20   | 23   |   |   | 64    |
| <b>Set duration</b> |          | 0:27 | 0:24 | 0:31 |   |   | 1:22  |



## EGY • Egypt



**Dig**

Avg. by set


| Rk                | No | Name                      | Digs | Faults | Receptions | Total Attempts | Note |
|-------------------|----|---------------------------|------|--------|------------|----------------|------|
| 1                 | 8  | Khattab Mohamed           | 3    | 1      | 1          | 5              | 1.00 |
| 1                 | 10 | Elshemerly Mohamed        | 3    | 3      | 7          | 13             | 1.00 |
| 1                 | 12 | Eldib Khaled              | 3    | 10     | 12         | 25             | 1.00 |
| 4                 | 9  | Abd El Rehim Mamdouh      | 1    | 2      | 3          | 6              | 0.33 |
| -                 | 7  | Abou Elmaaty Abd Elrahman | -    | -      | -          | -              |      |
| -                 | 14 | Raafat Youssef            | -    | -      | -          | -              |      |
| -                 | 17 | Haikal Reda               | -    | -      | -          | -              |      |
| -                 | 18 | Elboghdady Tarek          | -    | -      | 2          | 2              |      |
| -                 | 11 | Mohamed Ahmed             | -    | 1      | 8          | 9              |      |
| -                 | 3  | Ellakany Ahmed            | -    | 3      | 7          | 10             |      |
| -                 | 4  | Elmetwaly Mohamed         | -    | 2      | 2          | 4              |      |
| -                 | 2  | Badr Mohamed              | -    | 2      | -          | 2              |      |
| <b>Others</b>     |    |                           | -    | -      | -          | -              |      |
| <b>Total Team</b> |    |                           | 10   | 24     | 42         | 76             | 3.33 |



**Set**

Avg. by set

| Rk                | No | Name                      | Running Sets | Faults | Still Sets | Total Attempts | Note |
|-------------------|----|---------------------------|--------------|--------|------------|----------------|------|
| 1                 | 3  | Ellakany Ahmed            | 11           | 1      | 66         | 78             | 3.67 |
| 2                 | 2  | Badr Mohamed              | 2            | -      | 7          | 9              | 0.67 |
| -                 | 4  | Elmetwaly Mohamed         | -            | -      | 5          | 5              |      |
| -                 | 7  | Abou Elmaaty Abd Elrahman | -            | -      | -          | -              |      |
| -                 | 8  | Khattab Mohamed           | -            | -      | -          | -              |      |
| -                 | 9  | Abd El Rehim Mamdouh      | -            | -      | 1          | 1              |      |
| -                 | 10 | Elshemerly Mohamed        | -            | -      | 2          | 2              |      |
| -                 | 12 | Eldib Khaled              | -            | -      | 5          | 5              |      |
| -                 | 14 | Raafat Youssef            | -            | -      | -          | -              |      |
| -                 | 17 | Haikal Reda               | -            | -      | -          | -              |      |
| -                 | 18 | Elboghdady Tarek          | -            | -      | 5          | 5              |      |
| -                 | 11 | Mohamed Ahmed             | -            | 1      | 1          | 2              |      |
| <b>Others</b>     |    |                           | -            | -      | -          | -              |      |
| <b>Total Team</b> |    |                           | 13           | 2      | 92         | 107            | 4.33 |



**Reception**

Eff. %  
Limit: 25.00%

| Rk                | No | Name                      | Excellents | Faults | Serve Receptions | Total Attempts | Note  |
|-------------------|----|---------------------------|------------|--------|------------------|----------------|-------|
| 1                 | 11 | Mohamed Ahmed             | 12         | -      | 13               | 25             | 48.00 |
| 2                 | 12 | Eldib Khaled              | 11         | -      | 15               | 26             | 42.31 |
| -                 | 10 | Elshemerly Mohamed        | 10         | -      | 7                | 17             |       |
| -                 | 9  | Abd El Rehim Mamdouh      | -          | -      | 1                | 1              |       |
| -                 | 2  | Badr Mohamed              | -          | -      | -                | -              |       |
| -                 | 3  | Ellakany Ahmed            | -          | -      | -                | -              |       |
| -                 | 4  | Elmetwaly Mohamed         | -          | -      | -                | -              |       |
| -                 | 7  | Abou Elmaaty Abd Elrahman | -          | -      | -                | -              |       |
| -                 | 8  | Khattab Mohamed           | -          | -      | -                | -              |       |
| -                 | 14 | Raafat Youssef            | -          | -      | -                | -              |       |
| -                 | 17 | Haikal Reda               | -          | -      | -                | -              |       |
| -                 | 18 | Elboghdady Tarek          | -          | -      | -                | -              |       |
| <b>Others</b>     |    |                           | -          | -      | -                | -              |       |
| <b>Total Team</b> |    |                           | 33         | -      | 36               | 69             | 47.83 |

