

Match: 4 **Date:** 14.08.2015 **Spectators:** 2'000

City: Corrientes


Hall: Regatas

Match duration: **Start:** 9:03 **End:** 11:12 **Total:** 2:09

| Teams | Sets | 1 | 2 | 3 | 4 | 5 | Total |
|---------------------|----------|------|------|------|------|------|-------|
| CHI | 3 | 22 | 25 | 23 | 25 | 16 | 111 |
| TPE | 2 | 25 | 22 | 25 | 19 | 14 | 105 |
| Set duration | | 0:23 | 0:24 | 0:23 | 0:25 | 0:17 | 1:52 |




CHI • Chile



Spike

Succ. %
Limit: 15.00%

| Rk | No | Name | Spikes | Faults | Shots | Total Attempts | Note |
|-------------------|----|---------------------------|--------|--------|-------|----------------|-------|
| 1 | 9 | Cañas Fernando | 19 | 5 | 21 | 45 | 42.22 |
| 2 | 11 | Ruiz Vidal Matias | 15 | 3 | 19 | 37 | 40.54 |
| 3 | 16 | Diaz Sebastian | 10 | 7 | 11 | 28 | 35.71 |
| - | 1 | Villarreal Soltau Esteban | 2 | 3 | 4 | 9 | |
| - | 4 | Gago Murtagh Tomas | 5 | 1 | 2 | 8 | |
| - | 14 | Massow Martin | - | 3 | 2 | 5 | |
| - | 15 | Solar Carlos | - | 1 | 3 | 4 | |
| - | 2 | Diaz Ignacio | - | - | - | - | |
| - | 5 | Villalobos Marcelo | - | - | - | - | |
| - | 10 | Thenoux Jean | - | - | - | - | |
| - | 13 | Sebastian Soto | - | - | - | - | |
| - | 18 | Fuentes Bastian | - | - | - | - | |
| Others | | | - | - | - | - | |
| Total Team | | | 51 | 23 | 62 | 136 | 37.50 |



Block

Avg. by set

| Rk | No | Name | Kill Blocks | Faults | Rebounds | Total Attempts | Note |
|-------------------|----|---------------------------|-------------|--------|----------|----------------|------|
| 1 | 1 | Villarreal Soltau Esteban | 4 | 1 | 4 | 9 | 0.80 |
| 1 | 15 | Solar Carlos | 4 | 6 | 9 | 19 | 0.80 |
| 3 | 4 | Gago Murtagh Tomas | 3 | 3 | 5 | 11 | 0.60 |
| 3 | 16 | Diaz Sebastian | 3 | 3 | 2 | 8 | 0.60 |
| 5 | 2 | Diaz Ignacio | 1 | - | - | 1 | 0.20 |
| 5 | 11 | Ruiz Vidal Matias | 1 | 3 | 3 | 7 | 0.20 |
| 5 | 14 | Massow Martin | 1 | 1 | - | 2 | 0.20 |
| - | 5 | Villalobos Marcelo | - | - | - | - | |
| - | 10 | Thenoux Jean | - | - | - | - | |
| - | 13 | Sebastian Soto | - | - | - | - | |
| - | 18 | Fuentes Bastian | - | - | - | - | |
| - | 9 | Cañas Fernando | - | 6 | 3 | 9 | |
| Others | | | - | - | - | - | |
| Total Team | | | 17 | 23 | 26 | 66 | 3.40 |

Match: 4 **Date:** 14.08.2015 **Spectators:** 2'000
City: Corrientes
Hall: Regatas
Match duration: Start: 9:03 End: 11:12 Total: 2:09

| Teams | Sets | 1 | 2 | 3 | 4 | 5 | Total |
|---------------------|----------|------|------|------|------|------|-------|
| CHI | 3 | 22 | 25 | 23 | 25 | 16 | 111 |
| TPE | 2 | 25 | 22 | 25 | 19 | 14 | 105 |
| Set duration | | 0:23 | 0:24 | 0:23 | 0:25 | 0:17 | 1:52 |



CHI • Chile

| Rk | No | Name | Aces | Faults | Serve Hits | Total Attempts | Note |
|-------------------|----|---------------------------|------|--------|------------|----------------|------|
| 1 | 1 | Villarreal Soltau Esteban | 5 | 8 | 10 | 23 | 1.00 |
| - | 2 | Diaz Ignacio | - | - | - | - | |
| - | 5 | Villalobos Marcelo | - | - | 1 | 1 | |
| - | 10 | Thenoux Jean | - | - | - | - | |
| - | 13 | Sebastian Soto | - | - | - | - | |
| - | 18 | Fuentes Bastian | - | - | - | - | |
| - | 15 | Solar Carlos | - | 1 | 19 | 20 | |
| - | 11 | Ruiz Vidal Matias | - | 1 | 16 | 17 | |
| - | 4 | Gago Murtagh Tomas | - | 2 | 23 | 25 | |
| - | 9 | Cañas Fernando | - | 2 | 12 | 14 | |
| - | 16 | Diaz Sebastian | - | 2 | 6 | 8 | |
| - | 14 | Massow Martin | - | 2 | 2 | 4 | |
| Others | | | - | - | - | - | |
| Total Team | | | 5 | 18 | 89 | 112 | 1.00 |



Serve

Avg. by set

| Team | Opponent errors & Team faults | Aces | Faults | Total Attempts |
|------|-------------------------------|------|--------|----------------|
| | | 38 | 11 | 49 |

| Rk | No | Name | Digs | Faults | Receptions | Total Attempts | Note |
|-------------------|----|---------------------------|------|--------|------------|----------------|------|
| 1 | 2 | Diaz Ignacio | 4 | 7 | 13 | 24 | 0.80 |
| 2 | 4 | Gago Murtagh Tomas | 3 | 1 | 2 | 6 | 0.60 |
| 3 | 16 | Diaz Sebastian | 2 | 3 | 10 | 15 | 0.40 |
| 4 | 1 | Villarreal Soltau Esteban | 1 | 3 | 5 | 9 | 0.20 |
| 4 | 11 | Ruiz Vidal Matias | 1 | 8 | 13 | 22 | 0.20 |
| - | 5 | Villalobos Marcelo | - | - | - | - | |
| - | 10 | Thenoux Jean | - | - | - | - | |
| - | 13 | Sebastian Soto | - | - | - | - | |
| - | 18 | Fuentes Bastian | - | - | - | - | |
| - | 15 | Solar Carlos | - | 1 | 3 | 4 | |
| - | 9 | Cañas Fernando | - | 2 | 5 | 7 | |
| - | 14 | Massow Martin | - | 1 | 1 | 2 | |
| Others | | | - | - | - | - | |
| Total Team | | | 11 | 26 | 52 | 89 | 2.20 |



Dig


Avg. by set

Match: 4 **Date:** 14.08.2015 **Spectators:** 2'000
City: Corrientes
Hall: Regatas
Match duration: **Start:** 9:03 **End:** 11:12 **Total:** 2:09

| Teams | Sets | 1 | 2 | 3 | 4 | 5 | Total |
|---------------------|----------|------|------|------|------|------|-------|
| CHI | 3 | 22 | 25 | 23 | 25 | 16 | 111 |
| TPE | 2 | 25 | 22 | 25 | 19 | 14 | 105 |
| Set duration | | 0:23 | 0:24 | 0:23 | 0:25 | 0:17 | 1:52 |




CHI • Chile


Set

 Avg. by set

| Rk | No | Name | Running Sets | Faults | Still Sets | Total Attempts | Note |
|-------------------|----|---------------------------|--------------|--------|------------|----------------|------|
| 1 | 1 | Villarreal Soltau Esteban | 20 | 2 | 92 | 114 | 4.00 |
| 2 | 11 | Ruiz Vidal Matias | 1 | - | - | 1 | 0.20 |
| - | 2 | Diaz Ignacio | - | - | - | - | - |
| - | 4 | Gago Murtagh Tomas | - | - | - | - | - |
| - | 5 | Villalobos Marcelo | - | - | - | - | - |
| - | 9 | Cañas Fernando | - | - | 2 | 2 | - |
| - | 10 | Thenoux Jean | - | - | - | - | - |
| - | 13 | Sebastian Soto | - | - | - | - | - |
| - | 14 | Massow Martin | - | - | - | - | - |
| - | 15 | Solar Carlos | - | - | - | - | - |
| - | 16 | Diaz Sebastian | - | - | 3 | 3 | - |
| - | 18 | Fuentes Bastian | - | - | - | - | - |
| Others | | | - | - | - | - | - |
| Total Team | | | 21 | 2 | 97 | 120 | 4.20 |


Reception

 Eff. %
 Limit: 25.00%

| Rk | No | Name | Excellents | Faults | Serve Receptions | Total Attempts | Note |
|-------------------|----|---------------------------|------------|--------|------------------|----------------|-------|
| 1 | 11 | Ruiz Vidal Matias | 7 | - | 35 | 42 | 16.67 |
| 2 | 9 | Cañas Fernando | 3 | - | 25 | 28 | 10.71 |
| - | 2 | Diaz Ignacio | 5 | 1 | 15 | 21 | - |
| - | 1 | Villarreal Soltau Esteban | - | - | - | - | - |
| - | 5 | Villalobos Marcelo | - | - | - | - | - |
| - | 10 | Thenoux Jean | - | - | - | - | - |
| - | 13 | Sebastian Soto | - | - | - | - | - |
| - | 14 | Massow Martin | - | - | - | - | - |
| - | 15 | Solar Carlos | - | - | - | - | - |
| - | 16 | Diaz Sebastian | - | - | - | - | - |
| - | 18 | Fuentes Bastian | - | - | - | - | - |
| - | 4 | Gago Murtagh Tomas | - | 1 | 1 | 2 | - |
| Others | | | - | - | - | - | - |
| Total Team | | | 15 | 2 | 76 | 93 | 13.98 |

Match: 4 **Date:** 14.08.2015 **Spectators:** 2'000
City: Corrientes
Hall: Regatas
Match duration: Start: 9:03 End: 11:12 Total: 2:09

| Teams | Sets | 1 | 2 | 3 | 4 | 5 | Total |
|---------------------|----------|------|------|------|------|------|-------|
| CHI | 3 | 22 | 25 | 23 | 25 | 16 | 111 |
| TPE | 2 | 25 | 22 | 25 | 19 | 14 | 105 |
| Set duration | | 0:23 | 0:24 | 0:23 | 0:25 | 0:17 | 1:52 |



TPE • Chinese Taipei



Spike

Succ. %
Limit: 15.00%

| Rk | No | Name | Spikes | Faults | Shots | Total Attempts | Note |
|-------------------|----|-------------------|--------|--------|-------|----------------|-------|
| 1 | 5 | Lin Yi-Huei | 12 | - | 11 | 23 | 52.17 |
| 2 | 20 | Chiao Hsuan-Cheng | 17 | 9 | 7 | 33 | 51.52 |
| 3 | 4 | Chan Min-Han | 14 | 7 | 12 | 33 | 42.42 |
| 4 | 7 | Yen Chen Fu | 5 | 8 | 11 | 24 | 20.83 |
| - | 10 | Tsai Chia-Chun | 6 | 2 | 6 | 14 | |
| - | 17 | Liang Chia-Yuan | 2 | - | 6 | 8 | |
| - | 8 | Chou Chien-Hung | - | - | - | - | |
| - | 11 | Huang Jeng-Liang | - | - | - | - | |
| - | 13 | Huang Wen Yen | - | - | - | - | |
| - | 16 | Cheng Yu- Sen | - | - | - | - | |
| - | 18 | Chen Yi-Sheng | - | - | - | - | |
| - | 19 | Lin Lu-Wei | - | - | - | - | |
| Others | | | - | - | - | - | |
| Total Team | | | 56 | 26 | 53 | 135 | 41.48 |



Block

Avg. by set

| Rk | No | Name | Kill Blocks | Faults | Rebounds | Total Attempts | Note |
|-------------------|----|-------------------|-------------|--------|----------|----------------|------|
| 1 | 4 | Chan Min-Han | 4 | 3 | 4 | 11 | 0.80 |
| 1 | 17 | Liang Chia-Yuan | 4 | 5 | 4 | 13 | 0.80 |
| 3 | 7 | Yen Chen Fu | 1 | 3 | 5 | 9 | 0.20 |
| 3 | 20 | Chiao Hsuan-Cheng | 1 | 3 | 2 | 6 | 0.20 |
| 3 | 5 | Lin Yi-Huei | 1 | 5 | 3 | 9 | 0.20 |
| - | 8 | Chou Chien-Hung | - | - | - | - | |
| - | 11 | Huang Jeng-Liang | - | - | - | - | |
| - | 13 | Huang Wen Yen | - | - | - | - | |
| - | 16 | Cheng Yu- Sen | - | - | - | - | |
| - | 18 | Chen Yi-Sheng | - | - | - | - | |
| - | 19 | Lin Lu-Wei | - | - | - | - | |
| - | 10 | Tsai Chia-Chun | - | 3 | 4 | 7 | |
| Others | | | - | - | - | - | |
| Total Team | | | 11 | 22 | 22 | 55 | 2.20 |



Match: 4 **Date:** 14.08.2015 **Spectators:** 2'000
City: Corrientes
Hall: Regatas
Match duration: Start: 9:03 End: 11:12 Total: 2:09

| Teams | Sets | 1 | 2 | 3 | 4 | 5 | Total |
|---------------------|----------|------|------|------|------|------|-------|
| CHI | 3 | 22 | 25 | 23 | 25 | 16 | 111 |
| TPE | 2 | 25 | 22 | 25 | 19 | 14 | 105 |
| Set duration | | 0:23 | 0:24 | 0:23 | 0:25 | 0:17 | 1:52 |



TPE • Chinese Taipei

| Rk | No | Name | Aces | Faults | Serve Hits | Total Attempts | Note |
|-------------------|----|-------------------|------|--------|------------|----------------|------|
| 1 | 20 | Chiao Hsuan-Cheng | 1 | 1 | 19 | 21 | 0.20 |
| 1 | 10 | Tsai Chia-Chun | 1 | 4 | 14 | 19 | 0.20 |
| - | 8 | Chou Chien-Hung | - | - | - | - | |
| - | 11 | Huang Jeng-Liang | - | - | - | - | |
| - | 13 | Huang Wen Yen | - | - | - | - | |
| - | 16 | Cheng Yu- Sen | - | - | - | - | |
| - | 19 | Lin Lu-Wei | - | - | - | - | |
| - | 7 | Yen Chen Fu | - | 1 | 20 | 21 | |
| - | 4 | Chan Min-Han | - | 1 | 15 | 16 | |
| - | 17 | Liang Chia-Yuan | - | 1 | 11 | 12 | |
| - | 5 | Lin Yi-Huei | - | 1 | 10 | 11 | |
| - | 18 | Chen Yi-Sheng | - | 2 | 2 | 4 | |
| Others | | | - | - | - | - | |
| Total Team | | | 2 | 11 | 91 | 104 | 0.40 |



Serve

Avg. by set

| Team | Opponent errors & Team faults | Aces | Faults | Total Attempts | Note |
|------|-------------------------------|------|--------|----------------|------|
| | | 36 | 9 | 45 | |

| Rk | No | Name | Digs | Faults | Receptions | Total Attempts | Note |
|-------------------|----|-------------------|------|--------|------------|----------------|------|
| 1 | 16 | Cheng Yu- Sen | 8 | 9 | 13 | 30 | 1.60 |
| 2 | 17 | Liang Chia-Yuan | 6 | 3 | 7 | 16 | 1.20 |
| 3 | 4 | Chan Min-Han | 3 | 5 | 12 | 20 | 0.60 |
| 3 | 7 | Yen Chen Fu | 3 | 6 | 10 | 19 | 0.60 |
| 5 | 20 | Chiao Hsuan-Cheng | 2 | 3 | 9 | 14 | 0.40 |
| - | 8 | Chou Chien-Hung | - | - | - | - | |
| - | 11 | Huang Jeng-Liang | - | - | - | - | |
| - | 13 | Huang Wen Yen | - | - | - | - | |
| - | 18 | Chen Yi-Sheng | - | - | - | - | |
| - | 19 | Lin Lu-Wei | - | - | - | - | |
| - | 10 | Tsai Chia-Chun | - | 2 | 4 | 6 | |
| - | 5 | Lin Yi-Huei | - | 5 | 4 | 9 | |
| Others | | | - | - | - | - | |
| Total Team | | | 22 | 33 | 59 | 114 | 4.40 |



Dig

Avg. by set



Match: 4 **Date:** 14.08.2015 **Spectators:** 2'000
City: Corrientes
Hall: Regatas
Match duration: **Start:** 9:03 **End:** 11:12 **Total:** 2:09

| Teams | Sets | 1 | 2 | 3 | 4 | 5 | Total |
|---------------------|----------|------|------|------|------|------|-------|
| CHI | 3 | 22 | 25 | 23 | 25 | 16 | 111 |
| TPE | 2 | 25 | 22 | 25 | 19 | 14 | 105 |
| Set duration | | 0:23 | 0:24 | 0:23 | 0:25 | 0:17 | 1:52 |



TPE • Chinese Taipei



Set

Avg. by set

| Rk | No | Name | Running Sets | Faults | Still Sets | Total Attempts | Note |
|-------------------|----|-------------------|--------------|--------|------------|----------------|------|
| 1 | 17 | Liang Chia-Yuan | 28 | 3 | 75 | 106 | 5.60 |
| 2 | 18 | Chen Yi-Sheng | 4 | - | 4 | 8 | 0.80 |
| - | 5 | Lin Yi-Huei | - | - | - | - | |
| - | 7 | Yen Chen Fu | - | - | 1 | 1 | |
| - | 8 | Chou Chien-Hung | - | - | - | - | |
| - | 10 | Tsai Chia-Chun | - | - | - | - | |
| - | 11 | Huang Jeng-Liang | - | - | - | - | |
| - | 13 | Huang Wen Yen | - | - | - | - | |
| - | 16 | Cheng Yu- Sen | - | - | - | - | |
| - | 19 | Lin Lu-Wei | - | - | - | - | |
| - | 4 | Chan Min-Han | - | 1 | 3 | 4 | |
| - | 20 | Chiao Hsuan-Cheng | - | 1 | 2 | 3 | |
| Others | | | - | - | - | - | |
| Total Team | | | 32 | 5 | 85 | 122 | 6.40 |



Reception

Eff. %
Limit: 25.00%

| Rk | No | Name | Excellents | Faults | Serve Receptions | Total Attempts | Note |
|-------------------|----|-------------------|------------|--------|------------------|----------------|-------|
| 1 | 16 | Cheng Yu- Sen | 13 | 4 | 25 | 42 | 21.43 |
| 2 | 20 | Chiao Hsuan-Cheng | 5 | 1 | 27 | 33 | 12.12 |
| - | 4 | Chan Min-Han | 3 | - | 13 | 16 | |
| - | 5 | Lin Yi-Huei | - | - | 1 | 1 | |
| - | 10 | Tsai Chia-Chun | - | - | 1 | 1 | |
| - | 7 | Yen Chen Fu | - | - | - | - | |
| - | 8 | Chou Chien-Hung | - | - | - | - | |
| - | 11 | Huang Jeng-Liang | - | - | - | - | |
| - | 13 | Huang Wen Yen | - | - | - | - | |
| - | 17 | Liang Chia-Yuan | - | - | - | - | |
| - | 18 | Chen Yi-Sheng | - | - | - | - | |
| - | 19 | Lin Lu-Wei | - | - | - | - | |
| Others | | | - | - | - | - | |
| Total Team | | | 21 | 5 | 67 | 93 | 17.20 |