

Match: 2 **Date:** 14.08.2015 **Spectators:** 1'000
City: Corrientes
Hall: Regatas
Match duration: Start: 11:50 End: 13:53 Total: 2:03

Teams	Sets	1	2	3	4	5	Total
POL	3	25	23	25	25		98
BUL	1	18	25	23	22		88
Set duration		0:26	0:29	0:30	0:29		1:54



POL • Poland



Spike

Succ. %
Limit: 15.00%

Rk	No	Name	Spikes	Faults	Shots	Total Attempts	Note
1	9	Ziobrowski Jakub (OP)	21	6	18	45	46.67
2	18	Fornal Tomasz (OH)	13	8	7	28	46.43
3	2	Kwolek Bartosz (OH)	8	3	12	23	34.78
-	12	Woch Dawid (MB)	4	-	3	7	
-	3	Kochanowski Jakub (MB)	4	1	-	5	
-	1	Niemiec Patryk (MB)	-	-	-	-	
-	4	Kozub Lukasz (S)	-	-	-	-	
-	7	Szymanski Jakub (OH)	-	-	-	-	
-	8	Gruszczynski Jędrzej (OH)	-	-	-	-	
-	10	Domagala Damian (OP)	-	-	-	-	
-	11	Droszynski Kamil (S)	-	-	-	-	
-	13	Maslowski Mateusz (L)	-	-	-	-	
Others			-	-	-	-	
Total Team			50	18	40	108	46.30



Block

Avg. by set

Rk	No	Name	Kill Blocks	Faults	Rebounds	Total Attempts	Note
1	9	Ziobrowski Jakub (OP)	5	5	4	14	1.25
2	11	Droszynski Kamil (S)	2	1	4	7	0.50
2	3	Kochanowski Jakub (MB)	2	3	5	10	0.50
2	18	Fornal Tomasz (OH)	2	1	-	3	0.50
5	2	Kwolek Bartosz (OH)	1	-	-	1	0.25
5	12	Woch Dawid (MB)	1	8	1	10	0.25
-	1	Niemiec Patryk (MB)	-	-	-	-	
-	4	Kozub Lukasz (S)	-	-	-	-	
-	7	Szymanski Jakub (OH)	-	-	-	-	
-	8	Gruszczynski Jędrzej (OH)	-	-	-	-	
-	10	Domagala Damian (OP)	-	-	-	-	
-	13	Maslowski Mateusz (L)	-	-	-	-	
Others			-	-	-	-	
Total Team			13	18	14	45	3.25

Match: 2 **Date:** 14.08.2015 **Spectators:** 1'000

City: Corrientes

Hall: Regatas

Match duration: **Start:** 11:50 **End:** 13:53 **Total:** 2:03

Teams	Sets	1	2	3	4	5	Total
POL	3	25	23	25	25		98
BUL	1	18	25	23	22		88
Set duration		0:26	0:29	0:30	0:29		1:54


POL • Poland

Rk	No	Name	Aces	Faults	Serve Hits	Total Attempts	Note
1	2	Kwolek Bartosz (OH)	4	5	12	21	1.00
2	12	Woch Dawid (MB)	3	-	15	18	0.75
3	18	Fornal Tomasz (OH)	2	5	6	13	0.50
4	3	Kochanowski Jakub (MB)	1	2	11	14	0.25
4	9	Ziobrowski Jakub (OP)	1	5	10	16	0.25
-	1	Niemiec Patryk (MB)	-	-	-	-	
-	4	Kozub Lukasz (S)	-	-	-	-	
-	7	Szymanski Jakub (OH)	-	-	-	-	
-	8	Gruszczynski Jędrzej (OH)	-	-	-	-	
-	10	Domagala Damian (OP)	-	-	-	-	
-	11	Droszynski Kamil (S)	-	-	15	15	
-	13	Maslowski Mateusz (L)	-	-	-	-	
Others			-	-	-	-	
Total Team			11	17	69	97	2.75


Serve

Avg. by set

Team	Opponent errors & Team faults	Aces	Faults	Total Attempts
		24	5	29

Rk	No	Name	Digs	Faults	Receptions	Total Attempts	Note
1	18	Fornal Tomasz (OH)	4	2	12	18	1.00
2	12	Woch Dawid (MB)	3	-	17	20	0.75
2	13	Maslowski Mateusz (L)	3	8	9	20	0.75
4	2	Kwolek Bartosz (OH)	2	4	7	13	0.50
4	11	Droszynski Kamil (S)	2	6	9	17	0.50
6	9	Ziobrowski Jakub (OP)	1	3	13	17	0.25
-	1	Niemiec Patryk (MB)	-	-	-	-	
-	3	Kochanowski Jakub (MB)	-	-	4	4	
-	4	Kozub Lukasz (S)	-	-	-	-	
-	7	Szymanski Jakub (OH)	-	-	-	-	
-	8	Gruszczynski Jędrzej (OH)	-	-	-	-	
-	10	Domagala Damian (OP)	-	-	-	-	
Others			-	-	-	-	
Total Team			15	23	71	109	3.75


Dig

Avg. by set

Match: 2 **Date:** 14.08.2015 **Spectators:** 1'000
City: Corrientes
Hall: Regatas
Match duration: **Start:** 11:50 **End:** 13:53 **Total:** 2:03

Teams	Sets	1	2	3	4	5	Total
POL	3	25	23	25	25		98
BUL	1	18	25	23	22		88
Set duration		0:26	0:29	0:30	0:29		1:54



POL • Poland



Set

Avg. by set

Rk	No	Name	Running Sets	Faults	Still Sets	Total Attempts	Note
1	11	Droszynski Kamil (S)	16	1	69	86	4.00
-	1	Niemiec Patryk (MB)	-	-	-	-	
-	2	Kwolek Bartosz (OH)	-	-	-	-	
-	3	Kochanowski Jakub (MB)	-	-	-	-	
-	4	Kozub Lukasz (S)	-	-	-	-	
-	7	Szymanski Jakub (OH)	-	-	-	-	
-	8	Gruszczynski Jędrzej (OH)	-	-	-	-	
-	10	Domagala Damian (OP)	-	-	-	-	
-	12	Woch Dawid (MB)	-	-	-	-	
-	13	Maslowski Mateusz (L)	-	-	-	-	
-	18	Fornal Tomasz (OH)	-	-	-	-	
-	9	Ziobrowski Jakub (OP)	-	1	-	1	
Others			-	-	-	-	
Total Team			16	2	69	87	4.00



Reception

Eff. %
Limit: 25.00%


Rk	No	Name	Excellents	Faults	Serve Receptions	Total Attempts	Note
1	13	Maslowski Mateusz (L)	8	3	27	38	13.16
2	2	Kwolek Bartosz (OH)	1	1	18	20	0.00
-	18	Fornal Tomasz (OH)	1	1	7	9	
-	3	Kochanowski Jakub (MB)	-	-	1	1	
-	11	Droszynski Kamil (S)	-	-	1	1	
-	12	Woch Dawid (MB)	-	-	1	1	
-	1	Niemiec Patryk (MB)	-	-	-	-	
-	4	Kozub Lukasz (S)	-	-	-	-	
-	7	Szymanski Jakub (OH)	-	-	-	-	
-	8	Gruszczynski Jędrzej (OH)	-	-	-	-	
-	9	Ziobrowski Jakub (OP)	-	-	-	-	
-	10	Domagala Damian (OP)	-	-	-	-	
Others			-	-	-	-	
Total Team			10	5	55	70	7.14

Match: 2 **Date:** 14.08.2015 **Spectators:** 1'000
City: Corrientes
Hall: Regatas
Match duration: Start: 11:50 End: 13:53 Total: 2:03

Teams	Sets	1	2	3	4	5	Total
POL	3	25	23	25	25		98
BUL	1	18	25	23	22		88
Set duration		0:26	0:29	0:30	0:29		1:54



BUL • Bulgaria



Spike

Succ. %
Limit: 15.00%

Rk	No	Name	Spikes	Faults	Shots	Total Attempts	Note
1	12	Parapunov Radoslav	9	3	6	18	50.00
2	1	Shekerdzhiev Plamen	10	2	12	24	41.67
3	4	Ivanov Ivaylo	8	6	12	26	30.77
-	2	Kotev Kiril	4	1	5	10	
-	11	Grozdanov Aleks	5	2	3	10	
-	3	Uzunov Dimitar	6	-	2	8	
-	9	Ivanov Stefan	1	2	3	6	
-	16	Lyutskanov Gordan	1	-	1	2	
-	19	Manchev Nikolay	-	-	2	2	
-	6	Iliev Kristiyan	-	-	-	-	
-	8	Dramov Stanislav	-	-	-	-	
-	17	Dimitrov Georgi	-	-	-	-	
Others			-	-	-	-	
Total Team			44	16	46	106	41.51



Block

Avg. by set

Rk	No	Name	Kill Blocks	Faults	Rebounds	Total Attempts	Note
1	11	Grozdanov Aleks	4	4	10	18	1.00
1	3	Uzunov Dimitar	4	2	2	8	1.00
3	1	Shekerdzhiev Plamen	1	1	5	7	0.25
-	2	Kotev Kiril	-	-	-	-	
-	6	Iliev Kristiyan	-	-	-	-	
-	8	Dramov Stanislav	-	-	-	-	
-	17	Dimitrov Georgi	-	-	-	-	
-	12	Parapunov Radoslav	-	2	3	5	
-	4	Ivanov Ivaylo	-	2	2	4	
-	19	Manchev Nikolay	-	2	2	4	
-	9	Ivanov Stefan	-	3	2	5	
-	16	Lyutskanov Gordan	-	2	-	2	
Others			-	-	-	-	
Total Team			9	18	26	53	2.25

Match: 2 **Date:** 14.08.2015 **Spectators:** 1'000
City: Corrientes
Hall: Regatas
Match duration: Start: 11:50 End: 13:53 Total: 2:03

Teams	Sets	1	2	3	4	5	Total
POL	3	25	23	25	25		98
BUL	1	18	25	23	22		88
Set duration		0:26	0:29	0:30	0:29		1:54



BUL • Bulgaria

Rk	No	Name	Aces	Faults	Serve Hits	Total Attempts	Note
1	4	Ivanov Ivaylo	2	4	6	12	0.50
2	11	Grozdanov Aleks	1	1	13	15	0.25
2	19	Manchev Nikolay	1	4	16	21	0.25
2	1	Shekerdzhiev Plamen	1	6	7	14	0.25
-	2	Kotev Kiril	-	-	1	1	
-	3	Uzunov Dimitar	-	-	8	8	
-	6	Iliev Kristiyan	-	-	-	-	
-	8	Dramov Stanislav	-	-	-	-	
-	9	Ivanov Stefan	-	-	5	5	
-	16	Lyutskanov Gordan	-	-	4	4	
-	17	Dimitrov Georgi	-	-	-	-	
-	12	Parapunov Radoslav	-	4	5	9	
Others			-	-	-	-	
Total Team			5	19	65	89	1.25



Serve

Avg. by set

Team	Opponent errors & Team faults	Aces	Faults	Total Attempts
		30	8	38

Rk	No	Name	Digs	Faults	Receptions	Total Attempts	Note
1	2	Kotev Kiril	3	1	5	9	0.75
1	19	Manchev Nikolay	3	3	6	12	0.75
1	8	Dramov Stanislav	3	7	13	23	0.75
1	4	Ivanov Ivaylo	3	5	3	11	0.75
5	1	Shekerdzhiev Plamen	2	2	5	9	0.50
6	9	Ivanov Stefan	1	-	3	4	0.25
6	11	Grozdanov Aleks	1	1	5	7	0.25
6	3	Uzunov Dimitar	1	1	1	3	0.25
6	16	Lyutskanov Gordan	1	1	1	3	0.25
-	6	Iliev Kristiyan	-	-	-	-	
-	17	Dimitrov Georgi	-	-	-	-	
-	12	Parapunov Radoslav	-	5	4	9	
Others			-	-	-	-	
Total Team			18	26	46	90	4.50



Dig

Avg. by set

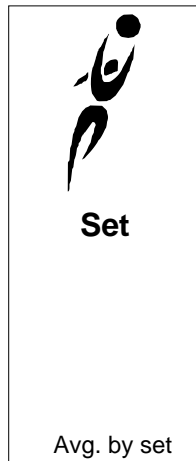
Match: 2 **Date:** 14.08.2015 **Spectators:** 1'000

City: Corrientes

Hall: Regatas

Match duration: **Start:** 11:50 **End:** 13:53 **Total:** 2:03


Teams	Sets	1	2	3	4	5	Total
POL	3	25	23	25	25		98
BUL	1	18	25	23	22		88
Set duration		0:26	0:29	0:30	0:29		1:54


BUL • Bulgaria


Set

Avg. by set

Rk	No	Name	Running Sets	Faults	Still Sets	Total Attempts	Note
1	19	Manchev Nikolay	12	1	75	88	3.00
2	8	Dramov Stanislav	1	-	-	1	0.25
-	1	Shekerdzhiev Plamen	-	-	-	-	
-	2	Kotev Kiril	-	-	-	-	
-	3	Uzunov Dimitar	-	-	-	-	
-	4	Ivanov Ivaylo	-	-	-	-	
-	6	Iliev Kristiyan	-	-	-	-	
-	9	Ivanov Stefan	-	-	-	-	
-	11	Grozdanov Aleks	-	-	-	-	
-	12	Parapunov Radoslav	-	-	-	-	
-	16	Lyutskanov Gordan	-	-	-	-	
-	17	Dimitrov Georgi	-	-	-	-	
Others			-	-	-	-	
Total Team			13	1	75	89	3.25



Reception

Eff. %
Limit: 25.00%

Rk	No	Name	Excellents	Faults	Serve Receptions	Total Attempts	Note
1	8	Dramov Stanislav	7	5	26	38	5.26
2	1	Shekerdzhiev Plamen	2	2	16	20	0.00
-	2	Kotev Kiril	2	-	4	6	
-	9	Ivanov Stefan	-	-	1	1	
-	3	Uzunov Dimitar	-	-	-	-	
-	6	Iliev Kristiyan	-	-	-	-	
-	11	Grozdanov Aleks	-	-	-	-	
-	12	Parapunov Radoslav	-	-	-	-	
-	16	Lyutskanov Gordan	-	-	-	-	
-	17	Dimitrov Georgi	-	-	-	-	
-	19	Manchev Nikolay	-	-	-	-	
-	4	Ivanov Ivaylo	2	3	10	15	
Others			-	-	-	-	
Total Team			13	10	57	80	3.75