

Match: 45 **Date:** 03.07.2013 **Spectators:** 1'000
City: Mexicali
Hall: Auditorio del Estado
Match duration: **Start:** 17:00 **End:** 19:19 **Total:** 2:19

Teams	Sets	1	2	3	4	5	Total
BRA	3	25	25	29	27	15	121
FIN	2	20	12	31	29	11	103
Set duration		0:25	0:23	0:33	0:32	0:14	2:07



BRA • Brazil



Spike

Succ. %
Limit: 15.00%

Rk	No	Name	Spikes	Faults	Shots	Total Attempts	Note
1	2	Leão Rodrigo (OP)	27	7	15	49	55.10
2	12	Souza Douglas (OS)	22	5	19	46	47.83
-	5	Zappoli Enrico (OS)	6	5	7	18	
-	1	Rodrigues Fabio (OS)	7	3	7	17	
-	10	Santos Nicolas (MB)	5	-	7	12	
-	6	Júnior Lindomar (MB)	2	-	4	6	
-	14	Kreling Fernando (S)	2	1	1	4	
-	8	Nascimento Leonardo (OS)	1	-	1	2	
-	18	Madaloz Lucas (OP)	-	2	-	2	
-	4	Filho Rogério	-	-	1	1	
-	11	Silva Jonatan (S)	-	-	-	-	
-	17	Bastos Douglas (MB)	-	-	-	-	
Others			-	-	-	-	
Total Team			72	23	62	157	45.86



Block

Avg. by set

Rk	No	Name	Kill Blocks	Faults	Rebounds	Total Attempts	Note
1	6	Júnior Lindomar (MB)	5	5	12	22	1.00
1	10	Santos Nicolas (MB)	5	5	12	22	1.00
3	12	Souza Douglas (OS)	3	2	3	8	0.60
4	2	Leão Rodrigo (OP)	1	2	2	5	0.20
4	14	Kreling Fernando (S)	1	4	4	9	0.20
-	4	Filho Rogério	-	-	-	-	
-	5	Zappoli Enrico (OS)	-	-	-	-	
-	11	Silva Jonatan (S)	-	-	-	-	
-	17	Bastos Douglas (MB)	-	-	-	-	
-	18	Madaloz Lucas (OP)	-	-	-	-	
-	1	Rodrigues Fabio (OS)	-	1	1	2	
-	8	Nascimento Leonardo (OS)	-	1	-	1	
Others			-	-	-	-	
Total Team			15	20	34	69	3.00

Match: 45 **Date:** 03.07.2013 **Spectators:** 1'000
City: Mexicali
Hall: Auditorio del Estado
Match duration: **Start:** 17:00 **End:** 19:19 **Total:** 2:19

Teams	Sets	1	2	3	4	5	Total
BRA	3	25	25	29	27	15	121
FIN	2	20	12	31	29	11	103
Set duration		0:25	0:23	0:33	0:32	0:14	2:07



BRA • Brazil

Rk	No	Name	Aces	Faults	Serve Hits	Total Attempts	Note
1	2	Leão Rodrigo (OP)	3	7	11	21	0.60
2	5	Zappoli Enrico (OS)	1	-	9	10	0.20
2	10	Santos Nicolas (MB)	1	1	15	17	0.20
2	12	Souza Douglas (OS)	1	3	14	18	0.20
-	4	Filho Rogério	-	-	-	-	
-	11	Silva Jonatan (S)	-	-	-	-	
-	17	Bastos Douglas (MB)	-	-	-	-	
-	18	Madaloz Lucas (OP)	-	-	2	2	
-	6	Júnior Lindomar (MB)	-	1	13	14	
-	8	Nascimento Leonardo (OS)	-	1	8	9	
-	14	Kreling Fernando (S)	-	3	19	22	
-	1	Rodrigues Fabio (OS)	-	2	5	7	
Others			-	-	-	-	
Total Team			6	18	96	120	1.20

Serve

Avg. by set

Team	Opponent errors & Team faults	Aces	Faults	Serve Hits	Total Attempts	Note
		28	3		31	

Rk	No	Name	Digs	Faults	Receptions	Total Attempts	Note
1	4	Filho Rogério	13	8	11	32	2.60
2	2	Leão Rodrigo (OP)	5	4	19	28	1.00
3	12	Souza Douglas (OS)	4	7	3	14	0.80
4	5	Zappoli Enrico (OS)	3	5	5	13	0.60
5	10	Santos Nicolas (MB)	1	-	3	4	0.20
5	1	Rodrigues Fabio (OS)	1	1	2	4	0.20
5	8	Nascimento Leonardo (OS)	1	1	2	4	0.20
5	6	Júnior Lindomar (MB)	1	1	1	3	0.20
-	11	Silva Jonatan (S)	-	-	-	-	
-	17	Bastos Douglas (MB)	-	-	-	-	
-	18	Madaloz Lucas (OP)	-	-	2	2	
-	14	Kreling Fernando (S)	-	9	19	28	
Others			-	1	-	1	
Total Team			29	37	67	133	5.80

Dig

Avg. by set



Match: 45 **Date:** 03.07.2013 **Spectators:** 1'000
City: Mexicali
Hall: Auditorio del Estado
Match duration: **Start:** 17:00 **End:** 19:19 **Total:** 2:19

Teams	Sets	1	2	3	4	5	Total
BRA	3	25	25	29	27	15	121
FIN	2	20	12	31	29	11	103
Set duration		0:25	0:23	0:33	0:32	0:14	2:07




BRA • Brazil



Set

Avg. by set

Rk	No	Name	Running Sets	Faults	Still Sets	Total Attempts	Note
1	14	Kreling Fernando (S)	28	-	90	118	5.60
2	11	Silva Jonatan (S)	1	-	6	7	0.20
-	1	Rodrigues Fabio (OS)	-	-	1	1	
-	2	Leão Rodrigo (OP)	-	-	-	-	
-	4	Filho Rogério	-	-	13	13	
-	5	Zappoli Enrico (OS)	-	-	2	2	
-	6	Júnior Lindomar (MB)	-	-	-	-	
-	8	Nascimento Leonardo (OS)	-	-	1	1	
-	10	Santos Nicolas (MB)	-	-	-	-	
-	12	Souza Douglas (OS)	-	-	2	2	
-	17	Bastos Douglas (MB)	-	-	-	-	
-	18	Madaloz Lucas (OP)	-	-	-	-	
Others			-	-	-	-	
Total Team			29	-	115	144	5.80



Reception

Eff. %
Limit: 25.00%

Rk	No	Name	Excellents	Faults	Serve Receptions	Total Attempts	Note
1	4	Filho Rogério	24	1	24	49	46.94
2	12	Souza Douglas (OS)	17	1	18	36	44.44
-	1	Rodrigues Fabio (OS)	3	-	4	7	
-	5	Zappoli Enrico (OS)	1	-	-	1	
-	2	Leão Rodrigo (OP)	-	-	-	-	
-	6	Júnior Lindomar (MB)	-	-	-	-	
-	8	Nascimento Leonardo (OS)	-	-	-	-	
-	10	Santos Nicolas (MB)	-	-	-	-	
-	11	Silva Jonatan (S)	-	-	-	-	
-	14	Kreling Fernando (S)	-	-	-	-	
-	17	Bastos Douglas (MB)	-	-	-	-	
-	18	Madaloz Lucas (OP)	-	-	-	-	
Others			-	-	-	-	
Total Team			45	2	46	93	46.24

Match: 45 **Date:** 03.07.2013 **Spectators:** 1'000
City: Mexicali
Hall: Auditorio del Estado
Match duration: **Start:** 17:00 **End:** 19:19 **Total:** 2:19

Teams	Sets	1	2	3	4	5	Total
BRA	3	25	25	29	27	15	121
FIN	2	20	12	31	29	11	103
Set duration		0:25	0:23	0:33	0:32	0:14	2:07




FIN • Finlandia



Spike

Succ. %
Limit: 15.00%

Rk	No	Name	Spikes	Faults	Shots	Total Attempts	Note
1	3	Ropponen Antti (OP)	19	8	22	49	38.78
2	11	Määtänen Miro (OS)	9	7	23	39	23.08
-	2	Jylhä Lauri (OS)	7	6	8	21	
-	9	Kaislasalo Samuli (MB)	6	1	4	11	
-	7	Mäkinen Sakari (OS)	3	2	6	11	
-	12	Kutinlahti Karri (MB)	5	2	3	10	
-	4	Vuorinen Kasimir (OS)	1	-	5	6	
-	10	Toivola Matti (S)	1	1	3	5	
-	18	Mutka Aleks	-	-	1	1	
-	5	Toiviainen Tapio (MB)	-	-	-	-	
-	6	Jylhä Lasse (S)	-	-	-	-	
-	8	Mäkinen Peetu (OP)	-	-	-	-	
Others			-	-	-	-	
Total Team			51	27	75	153	33.33



Block

Avg. by set

Rk	No	Name	Kill Blocks	Faults	Rebounds	Total Attempts	Note
1	9	Kaislasalo Samuli (MB)	5	6	11	22	1.00
1	12	Kutinlahti Karri (MB)	5	4	2	11	1.00
3	10	Toivola Matti (S)	2	6	5	13	0.40
3	3	Ropponen Antti (OP)	2	4	1	7	0.40
5	11	Määtänen Miro (OS)	1	-	5	6	0.20
-	5	Toiviainen Tapio (MB)	-	-	-	-	
-	6	Jylhä Lasse (S)	-	-	-	-	
-	8	Mäkinen Peetu (OP)	-	-	-	-	
-	18	Mutka Aleks	-	-	-	-	
-	2	Jylhä Lauri (OS)	-	2	6	8	
-	4	Vuorinen Kasimir (OS)	-	1	2	3	
-	7	Mäkinen Sakari (OS)	-	2	1	3	
Others			-	-	-	-	
Total Team			15	25	33	73	3.00

Match: 45 **Date:** 03.07.2013 **Spectators:** 1'000
City: Mexicali
Hall: Auditorio del Estado
Match duration: **Start:** 17:00 **End:** 19:19 **Total:** 2:19

Teams	Sets	1	2	3	4	5	Total
BRA	3	25	25	29	27	15	121
FIN	2	20	12	31	29	11	103
Set duration		0:25	0:23	0:33	0:32	0:14	2:07



FIN • Finlandia

Rk	No	Name	Aces	Faults	Serve Hits	Total Attempts	Note
1	12	Kutinlahti Karri (MB)	1	1	16	18	0.20
1	10	Toivola Matti (S)	1	1	9	11	0.20
1	9	Kaislasalo Samuli (MB)	1	2	18	21	0.20
-	5	Toiviainen Tapio (MB)	-	-	1	1	
-	6	Jylhä Lasse (S)	-	-	-	-	
-	7	Mäkinen Sakari (OS)	-	-	8	8	
-	8	Mäkinen Peetu (OP)	-	-	-	-	
-	18	Mutka Aleks	-	-	-	-	
-	3	Ropponen Antti (OP)	-	1	16	17	
-	2	Jylhä Lauri (OS)	-	1	8	9	
-	11	Määttänen Miro (OS)	-	3	14	17	
-	4	Vuorinen Kasimir (OS)	-	1	1	2	
Others			-	-	-	-	
Total Team			3	10	91	104	0.60

Serve

Avg. by set

Team	Opponent errors & Team faults	Aces	Faults	Serve Hits	Total Attempts	Note
		34	10		44	

Rk	No	Name	Digs	Faults	Receptions	Total Attempts	Note
1	18	Mutka Aleks	8	17	10	35	1.60
2	11	Määttänen Miro (OS)	5	5	13	23	1.00
2	3	Ropponen Antti (OP)	5	11	13	29	1.00
4	2	Jylhä Lauri (OS)	2	2	4	8	0.40
5	10	Toivola Matti (S)	1	3	12	16	0.20
5	12	Kutinlahti Karri (MB)	1	2	7	10	0.20
-	5	Toiviainen Tapio (MB)	-	-	-	-	
-	6	Jylhä Lasse (S)	-	-	-	-	
-	8	Mäkinen Peetu (OP)	-	-	-	-	
-	7	Mäkinen Sakari (OS)	-	1	7	8	
-	9	Kaislasalo Samuli (MB)	-	1	6	7	
-	4	Vuorinen Kasimir (OS)	-	1	1	2	
Others			-	-	-	-	
Total Team			22	43	73	138	4.40

Dig


Avg. by set

Match: 45 **Date:** 03.07.2013 **Spectators:** 1'000
City: Mexicali
Hall: Auditorio del Estado
Match duration: **Start:** 17:00 **End:** 19:19 **Total:** 2:19

Teams	Sets	1	2	3	4	5	Total
BRA	3	25	25	29	27	15	121
FIN	2	20	12	31	29	11	103
Set duration		0:25	0:23	0:33	0:32	0:14	2:07




FIN • Finlandia



Set

Avg. by set

Rk	No	Name	Running Sets	Faults	Still Sets	Total Attempts	Note
1	10	Toivola Matti (S)	16	-	96	112	3.20
2	2	Jylhä Lauri (OS)	1	-	2	3	0.20
-	3	Ropponen Antti (OP)	-	-	5	5	
-	4	Vuorinen Kasimir (OS)	-	-	-	-	
-	5	Toiviainen Tapio (MB)	-	-	-	-	
-	6	Jylhä Lasse (S)	-	-	7	7	
-	7	Mäkinen Sakari (OS)	-	-	-	-	
-	8	Mäkinen Peetu (OP)	-	-	-	-	
-	9	Kaislasalo Samuli (MB)	-	-	6	6	
-	11	Määtänen Miro (OS)	-	-	2	2	
-	12	Kutinlahti Karri (MB)	-	-	2	2	
-	18	Mutka Aleks	-	-	3	3	
Others			-	-	-	-	
Total Team			17	-	123	140	3.40



Reception

Eff. %
Limit: 25.00%

Rk	No	Name	Excellents	Faults	Serve Receptions	Total Attempts	Note
1	11	Määtänen Miro (OS)	9	3	21	33	18.18
-	18	Mutka Aleks	12	1	11	24	
-	2	Jylhä Lauri (OS)	7	1	14	22	
-	7	Mäkinen Sakari (OS)	7	-	7	14	
-	4	Vuorinen Kasimir (OS)	4	-	2	6	
-	12	Kutinlahti Karri (MB)	-	-	2	2	
-	3	Ropponen Antti (OP)	-	-	-	-	
-	5	Toiviainen Tapio (MB)	-	-	-	-	
-	6	Jylhä Lasse (S)	-	-	-	-	
-	8	Mäkinen Peetu (OP)	-	-	-	-	
-	9	Kaislasalo Samuli (MB)	-	-	-	-	
-	10	Toivola Matti (S)	-	1	-	1	
Others			-	-	-	-	
Total Team			39	6	57	102	32.35