


Match: 32 **Date:** 30.06.2013 **Spectators:** 1'500
City: Mexicali
Hall: Auditorio del Estado
Match duration: Start: 19:25 End: 20:45 Total: 1:20

Teams	Sets	1	2	3	4	5	Total
CUB	3	25	25	25			75
JPN	0	19	23	20			62
Set duration		0:24	0:26	0:24			1:14




CUB • Cuba



Spike

Succ. %
Limit: 15.00%

Rk	No	Name	Spikes	Faults	Shots	Total Attempts	Note
1	12	Jimeno Luis (OP)	15	3	12	30	50.00
2	14	Uriarte Osmani (OS)	12	7	12	31	38.71
-	7	Leon Yohan (OS)	3	1	8	12	
-	17	Chapman Felix (MB)	3	-	3	6	
-	16	Caraballo Jorge (MB)	1	-	3	4	
-	15	Calvo Ricardo (S)	1	-	1	2	
-	1	Entenza Barbaro	-	-	-	-	
-	4	Sosa Luis (MB)	-	-	-	-	
-	8	Rendon Osniel (OP)	-	-	-	-	
-	10	Mederos Pedro (OS)	-	-	-	-	
-	13	Romero Inovel (OS)	-	-	-	-	
-	18	Molina David (S)	-	-	-	-	
Others			-	-	-	-	
Total Team			35	11	39	85	41.18



Block

Avg. by set

Rk	No	Name	Kill Blocks	Faults	Rebounds	Total Attempts	Note
1	16	Caraballo Jorge (MB)	4	1	6	11	1.33
2	17	Chapman Felix (MB)	3	5	4	12	1.00
3	15	Calvo Ricardo (S)	2	-	3	5	0.67
3	7	Leon Yohan (OS)	2	3	2	7	0.67
3	12	Jimeno Luis (OP)	2	3	1	6	0.67
6	14	Uriarte Osmani (OS)	1	3	2	6	0.33
-	1	Entenza Barbaro	-	-	-	-	
-	4	Sosa Luis (MB)	-	-	-	-	
-	8	Rendon Osniel (OP)	-	-	-	-	
-	10	Mederos Pedro (OS)	-	-	-	-	
-	13	Romero Inovel (OS)	-	-	-	-	
-	18	Molina David (S)	-	-	-	-	
Others			-	-	-	-	
Total Team			14	15	18	47	4.67


Match: 32 **Date:** 30.06.2013 **Spectators:** 1'500
City: Mexicali
Hall: Auditorio del Estado
Match duration: Start: 19:25 End: 20:45 Total: 1:20

Teams	Sets	1	2	3	4	5	Total
CUB	3	25	25	25			75
JPN	0	19	23	20			62
Set duration		0:24	0:26	0:24			1:14



CUB • Cuba

Rk	No	Name	Aces	Faults	Serve Hits	Total Attempts	Note
1	7	Leon Yohan (OS)	2	-	10	12	0.67
2	14	Uriarte Osmani (OS)	1	1	10	12	0.33
2	17	Chapman Felix (MB)	1	2	9	12	0.33
-	1	Entenza Barbaro	-	-	-	-	
-	4	Sosa Luis (MB)	-	-	-	-	
-	8	Rendon Osniel (OP)	-	-	-	-	
-	10	Mederos Pedro (OS)	-	-	-	-	
-	13	Romero Inovel (OS)	-	-	-	-	
-	16	Caraballo Jorge (MB)	-	-	8	8	
-	18	Molina David (S)	-	-	3	3	
-	12	Jimeno Luis (OP)	-	1	12	13	
-	15	Calvo Ricardo (S)	-	1	12	13	
Others			-	-	-	-	
Total Team			4	5	64	73	1.33




Serve

Avg. by set

Team	Opponent errors & Team faults	Aces	Faults	Serve Hits	Total Attempts	Note
		22	2		24	

Rk	No	Name	Digs	Faults	Receptions	Total Attempts	Note
1	1	Entenza Barbaro	5	5	13	23	1.67
2	12	Jimeno Luis (OP)	2	1	3	6	0.67
2	14	Uriarte Osmani (OS)	2	5	8	15	0.67
2	17	Chapman Felix (MB)	2	3	3	8	0.67
5	7	Leon Yohan (OS)	1	6	5	12	0.33
-	4	Sosa Luis (MB)	-	-	-	-	
-	8	Rendon Osniel (OP)	-	-	-	-	
-	10	Mederos Pedro (OS)	-	-	-	-	
-	13	Romero Inovel (OS)	-	-	-	-	
-	18	Molina David (S)	-	-	-	-	
-	16	Caraballo Jorge (MB)	-	1	3	4	
-	15	Calvo Ricardo (S)	-	6	7	13	
Others			-	-	-	-	
Total Team			12	27	42	81	4.00



Dig

Avg. by set

Match: 32 **Date:** 30.06.2013 **Spectators:** 1'500
City: Mexicali
Hall: Auditorio del Estado
Match duration: Start: 19:25 End: 20:45 Total: 1:20

Teams	Sets	1	2	3	4	5	Total
CUB	3	25	25	25			75
JPN	0	19	23	20			62
Set duration		0:24	0:26	0:24			1:14



CUB • Cuba



Set

Avg. by set

Rk	No	Name	Running Sets	Faults	Still Sets	Total Attempts	Note
1	15	Calvo Ricardo (S)	21	-	51	72	7.00
-	1	Entenza Barbaro	-	-	1	1	
-	4	Sosa Luis (MB)	-	-	-	-	
-	7	Leon Yohan (OS)	-	-	2	2	
-	8	Rendon Osniel (OP)	-	-	-	-	
-	10	Mederos Pedro (OS)	-	-	-	-	
-	12	Jimeno Luis (OP)	-	-	-	-	
-	13	Romero Inovel (OS)	-	-	-	-	
-	14	Uriarte Osmani (OS)	-	-	2	2	
-	16	Caraballo Jorge (MB)	-	-	-	-	
-	17	Chapman Felix (MB)	-	-	-	-	
-	18	Molina David (S)	-	-	-	-	
Others			-	-	-	-	
Total Team			21	-	56	77	7.00



Reception

Eff. %
Limit: 25.00%

Rk	No	Name	Excellents	Faults	Serve Receptions	Total Attempts	Note
1	14	Uriarte Osmani (OS)	9	-	13	22	40.91
2	7	Leon Yohan (OS)	9	2	9	20	35.00
-	1	Entenza Barbaro	8	-	1	9	
-	17	Chapman Felix (MB)	2	-	-	2	
-	4	Sosa Luis (MB)	-	-	-	-	
-	8	Rendon Osniel (OP)	-	-	-	-	
-	10	Mederos Pedro (OS)	-	-	-	-	
-	12	Jimeno Luis (OP)	-	-	-	-	
-	13	Romero Inovel (OS)	-	-	-	-	
-	15	Calvo Ricardo (S)	-	-	-	-	
-	16	Caraballo Jorge (MB)	-	-	-	-	
-	18	Molina David (S)	-	-	-	-	
Others			-	-	-	-	
Total Team			28	2	23	53	49.06

Match: 32 **Date:** 30.06.2013 **Spectators:** 1'500
City: Mexicali
Hall: Auditorio del Estado
Match duration: Start: 19:25 End: 20:45 Total: 1:20

Teams	Sets	1	2	3	4	5	Total
CUB	3	25	25	25			75
JPN	0	19	23	20			62
Set duration		0:24	0:26	0:24			1:14



JPN • Japan



Spike

Succ. %
Limit: 15.00%

Rk	No	Name	Spikes	Faults	Shots	Total Attempts	Note
1	1	Hisahara Tsubasa (OS)	12	6	11	29	41.38
2	9	Ishikawa Yuki (OS)	14	12	18	44	31.82
-	7	Hata Kosuke (OS)	8	1	7	16	
-	2	Takahashi Kentaro (MB)	5	2	5	12	
-	4	Yamazaki Takaya (OP)	2	1	2	5	
-	11	Oya Masaki (S)	-	1	1	2	
-	12	Suzuki Yuki (MB)	-	1	-	1	
-	3	Eiro Motoki (OS)	-	-	-	-	
-	5	Yoshino Masato (OS)	-	-	-	-	
-	6	Onodera Taishi (MB)	-	-	-	-	
-	8	Hirata Ryosuke (OP)	-	-	-	-	
-	10	Yano Rikiya	-	-	-	-	
Others			-	-	-	-	
Total Team			41	24	44	109	37.61



Block

Avg. by set

Rk	No	Name	Kill Blocks	Faults	Rebounds	Total Attempts	Note
1	1	Hisahara Tsubasa (OS)	1	1	2	4	0.33
-	3	Eiro Motoki (OS)	-	-	-	-	
-	5	Yoshino Masato (OS)	-	-	-	-	
-	6	Onodera Taishi (MB)	-	-	-	-	
-	7	Hata Kosuke (OS)	-	-	3	3	
-	8	Hirata Ryosuke (OP)	-	-	-	-	
-	9	Ishikawa Yuki (OS)	-	-	2	2	
-	10	Yano Rikiya	-	-	-	-	
-	11	Oya Masaki (S)	-	1	3	4	
-	12	Suzuki Yuki (MB)	-	1	2	3	
-	2	Takahashi Kentaro (MB)	-	4	7	11	
-	4	Yamazaki Takaya (OP)	-	3	4	7	
Others			-	-	-	-	
Total Team			1	10	23	34	0.33


Match: 32 **Date:** 30.06.2013 **Spectators:** 1'500
City: Mexicali
Hall: Auditorio del Estado
Match duration: Start: 19:25 End: 20:45 Total: 1:20

Teams	Sets	1	2	3	4	5	Total
CUB	3	25	25	25			75
JPN	0	19	23	20			62
Set duration		0:24	0:26	0:24			1:14



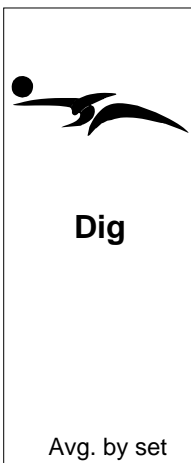
JPN • Japan

Rk	No	Name	Aces	Faults	Serve Hits	Total Attempts	Note
1	9	Ishikawa Yuki (OS)	1	1	11	13	0.33
1	4	Yamazaki Takaya (OP)	1	4	4	9	0.33
-	3	Eiro Motoki (OS)	-	-	1	1	
-	5	Yoshino Masato (OS)	-	-	1	1	
-	6	Onodera Taishi (MB)	-	-	-	-	
-	8	Hirata Ryosuke (OP)	-	-	-	-	
-	10	Yano Rikiya	-	-	-	-	
-	11	Oya Masaki (S)	-	-	8	8	
-	12	Suzuki Yuki (MB)	-	-	1	1	
-	1	Hisahara Tsubasa (OS)	-	1	13	14	
-	2	Takahashi Kentaro (MB)	-	1	8	9	
-	7	Hata Kosuke (OS)	-	3	5	8	
Others			-	-	-	-	
Total Team			2	10	52	64	0.67



Team	Opponent errors & Team faults	Aces	Faults	Serve Hits	Total Attempts	Note
	Opponent errors & Team faults	18	2		20	

Rk	No	Name	Digs	Faults	Receptions	Total Attempts	Note
1	10	Yano Rikiya	9	7	6	22	3.00
2	9	Ishikawa Yuki (OS)	5	6	7	18	1.67
3	1	Hisahara Tsubasa (OS)	1	3	8	12	0.33
3	7	Hata Kosuke (OS)	1	2	5	8	0.33
3	2	Takahashi Kentaro (MB)	1	2	-	3	0.33
-	3	Eiro Motoki (OS)	-	-	-	-	
-	5	Yoshino Masato (OS)	-	-	-	-	
-	6	Onodera Taishi (MB)	-	-	-	-	
-	8	Hirata Ryosuke (OP)	-	-	-	-	
-	11	Oya Masaki (S)	-	2	12	14	
-	4	Yamazaki Takaya (OP)	-	2	3	5	
-	12	Suzuki Yuki (MB)	-	1	-	1	
Others			-	-	-	-	
Total Team			17	25	41	83	5.67



Match: 32 **Date:** 30.06.2013 **Spectators:** 1'500
City: Mexicali
Hall: Auditorio del Estado
Match duration: Start: 19:25 End: 20:45 Total: 1:20

Teams	Sets	1	2	3	4	5	Total
CUB	3	25	25	25			75
JPN	0	19	23	20			62
Set duration		0:24	0:26	0:24			1:14



JPN • Japan



Set

Avg. by set

Rk	No	Name	Running Sets	Faults	Still Sets	Total Attempts	Note
1	11	Oya Masaki (S)	7	-	80	87	2.33
2	2	Takahashi Kentaro (MB)	1	-	1	2	0.33
-	1	Hisahara Tsubasa (OS)	-	-	1	1	
-	3	Eiro Motoki (OS)	-	-	-	-	
-	4	Yamazaki Takaya (OP)	-	-	3	3	
-	5	Yoshino Masato (OS)	-	-	-	-	
-	6	Onodera Taishi (MB)	-	-	-	-	
-	7	Hata Kosuke (OS)	-	-	1	1	
-	8	Hirata Ryosuke (OP)	-	-	-	-	
-	9	Ishikawa Yuki (OS)	-	-	1	1	
-	10	Yano Rikiya	-	-	6	6	
-	12	Suzuki Yuki (MB)	-	-	-	-	
Others			-	-	-	-	
Total Team			8	-	93	101	2.67



Reception

Eff. %
Limit: 25.00%

Rk	No	Name	Excellents	Faults	Serve Receptions	Total Attempts	Note
1	9	Ishikawa Yuki (OS)	14	1	12	27	48.15
2	10	Yano Rikiya	8	2	9	19	31.58
-	1	Hisahara Tsubasa (OS)	7	-	4	11	
-	7	Hata Kosuke (OS)	6	-	4	10	
-	2	Takahashi Kentaro (MB)	-	-	-	-	
-	3	Eiro Motoki (OS)	-	-	-	-	
-	4	Yamazaki Takaya (OP)	-	-	-	-	
-	5	Yoshino Masato (OS)	-	-	-	-	
-	6	Onodera Taishi (MB)	-	-	-	-	
-	8	Hirata Ryosuke (OP)	-	-	-	-	
-	12	Suzuki Yuki (MB)	-	-	-	-	
-	11	Oya Masaki (S)	-	1	-	1	
Others			-	-	-	-	
Total Team			35	4	29	68	45.59